

CLARK COUNTY
REGIONAL FLOOD CONTROL DISTRICT
AGENDA ITEM

SUBJECT:
MAINTENANCE WORK PROGRAM (MWP) – SECOND QUARTER FISCAL YEAR 2019-2020 STATUS REPORTS
PETITIONER:
STEVEN C. PARRISH, P.E., GENERAL MANAGER/CHIEF ENGINEER
RECOMMENDATION OF PETITIONER:
RECEIVE THE MAINTENANCE WORK PROGRAM SECOND QUARTER FISCAL YEAR 2019-2020 STATUS REPORTS AS SUBMITTED BY THE ENTITIES (FOR POSSIBLE ACTION)


FISCAL IMPACT: None.

BACKGROUND: In accordance with the Board’s direction, the entities have submitted the First Quarter Status Reports for the FY 2019-2020 Maintenance Work Program (MWP). The reports indicate the status of work completed under the program through December 31, 2019, although the figures below represent only those expenses which have been submitted to the District for payment.

Below is a summary, by entity, of the Second Quarter Maintenance Work Program expenditures and the funding balance available by each Interlocal Contract for Fiscal Year 2019-2020.

	FY 2019-2020 Budget	Amount Spent	Funds Available
Boulder City	\$ 400,000.00	\$ 43,367.38	\$ 356,632.62
Clark County	4,274,700.00	485,303.09	3,789,396.91
Henderson	2,250,700.00	472,954.86	1,777,745.14
Las Vegas	2,825,000.00	640,449.30	2,184,550.70
Mesquite	769,800.00	546,049.08	223,750.92
North Las Vegas	1,834,500.00	373,328.94	1,461,171.06
Totals	\$12,354,700.00	\$2,561,452.65	\$9,793,247.35

Respectfully submitted,


 Steven C. Parrish, P.E.
 General Manager/Chief Engineer

TAC AGENDA ITEM #08 Date: 02/27/2020	RFCD AGENDA ITEM #09 Date: 02/13/2020
CAC AGENDA ITEM #08 Date: 03/02/2020	

Regional Flood Control District
AGENDA ITEM DEVELOPMENT

Staff Discussion:

Date: 02/18/2020

**MAINTENANCE WORK PROGRAM
SECOND QUARTER FISCAL YEAR 2019-2020 STATUS REPORTS**

In accordance with the Board's direction, the entities have submitted the Second Quarter Status Reports for the FY 2019-2020 Maintenance Work Program (MWP). The reports indicate the status of work completed under the program through December 31, 2019, although the figures below represent only those expenses which have been submitted to the District for payment.

Below is a summary, by entity, of the Second Quarter Maintenance Work Program expenditures and the funding balance available by each Interlocal Contract for Fiscal Year 2019-2020.

	FY 2019-2020 Budget	Amount Spent	Funds Available
Boulder City	\$ 400,000.00	\$ 43,367.38	\$ 356,632.62
Clark County	4,274,700.00	485,303.09	3,789,396.91
Henderson	2,250,700.00	472,954.86	1,777,745.14
Las Vegas	2,825,000.00	640,449.30	2,184,550.70
Mesquite	769,800.00	546,049.08	223,750.92
North Las Vegas	1,834,500.00	373,328.94	1,461,171.06
Totals	\$12,354,700.00	\$2,561,452.65	\$9,793,247.35

Staff Recommendation:

Accept the reports.

Discussion by Technical Advisory Committee:

AGENDA
#08 Date: 02/27/2020

To be heard at the February 27, 2020 meeting.

Recommendation:

Discussion by Citizens Advisory Committee:

AGENDA
#08 Date: 03/02/2020

To be heard at the March 2, 2020 meeting.

Recommendation:

REGIONAL FLOOD CONTROL DISTRICT
 MAINTENANCE WORK PROGRAM
 QUARTERLY STATUS REPORT FY 2019-2020

MWP Facility #: BC01
 Facility Name: Hemenway Watershed

Entity: City of Boulder City
 Date Prepared: _____
 Quarter: 2nd

MP Facility ID: HMFL - 0000, HMKY - 0000, 0019, HMLM - 0000, 0001, 0002, 0003, 0025, 0027, 0040, 0044, 0064, 0065, 0066, 0077, 0081, 0082, 0085, 0096, HMLV - 0000, 0001, 0003, 0004, 0006, 0018, 0031, 0033, 0055, 0060, 0065, HMNH - 0000, 0001, HMPC - 0000, 0011, 0018, 0025, 0026, HMRB - 0000, HMTH - 0000, 0025, 0026, 0027, 0033, 0034, 0040, 0041, 0054, 0064, 0076, HMYL - 0000, 0001, 0002, 0003, 0004, 0015, 0022, 0027, 0028, 0030, 0041, 0042, 0058, 0064, 0065, 0066, 0074, 0088, HMWA - 0000, 0004, 0012, 0013, 0068, 0069, 087, 0103, 0104, 0105, 0126, 0127, 0147, 0148, 0154, 0155, 0156, 0157, 0158, 0159, 0160, 0161, 0162, 0173, 0175, 0176, 0178, 0182, 0183, 0184, 0185, 0200, 0201, 0202, 0203

Force Account/ Contract	Activity	Approved Work Plan Amount (\$)	Amended Work Plan Amount (\$)	Expended To Date (\$)	Percent Complete	Scheduled Completion Date
	3 Facility Assessment and Inventory	\$ 500.00	500.00	0.00	0%	Jun-20
	5 Inspect Channels	500.00	500.00	0.00	0%	Jun-20
	6 Inspect Levees/Detention and Debris Basins	500.00	500.00	0.00	0%	Jun-20
	8 Species Survey and Removal	0.00	0.00	0.00	#DIV/0!	Jun-20
	10 Clean and Reshape Channels/Levees	5,000.00	5,000.00	3,846.06	77%	Jun-20
	15 Repair Lined Channel	2,000.00	2,000.00	117.86	6%	Jun-20
	20 Erosion Control and Repair	1,300.00	1,300.00	146.71	11%	Jun-20
	21 Provide/Maintain Dust Control	500.00	500.00	0.00	0%	Jun-20
	25 Clean Detention Debris Basins	30,000.00	30,000.00	0.00	0%	Jun-20
	35 Fence Repair	1,000.00	1,000.00	0.00	0%	Jun-20
	40 Vegetation Control - Chemical	3,000.00	3,000.00	1,868.24	62%	Jun-20
	45 Vegetation Control - Mechanical	69,000.00	69,000.00	21,073.62	31%	Jun-20
	50 Maintain Access Road	2,000.00	2,000.00	0.00	0%	Jun-20
	55 Clean & Inspect Inlet/Outlet Structures	2,500.00	2,500.00	0.00	0%	Jun-20
	60 Repair Inlet/Outlet Structures	1,200.00	1,200.00	0.00	0%	Jun-20
	65 Clean Storm Sewer Lines	500.00	500.00	0.00	0%	Jun-20
	70 Storm Sewer Repair	0.00	0.00	0.00	#DIV/0!	Jun-20
	75 Clean/Flush Culverts & Bridges	5,000.00	5,000.00	0.00	0%	Jun-20
	80 Miscellaneous Work Activities	75,000.00	75,000.00	24,078.43	32%	Jun-20
	85 Engineering	37,000.00	37,000.00	10,890.00	29%	Jun-20
	90 Homeless Encampment Cleanup	2,000.00	2,000.00	0.00	0%	Jun-20
	TOTALS	\$238,500.00	\$238,500.00	\$62,020.93	26%	

Delays or problem areas:

Work completed during current quarter:

Work to be completed during next quarter:

Consultant/
 Contractor:
 Project
 Manager:  Phone Number: 702-303-3008

REGIONAL FLOOD CONTROL DISTRICT
 MAINTENANCE WORK PROGRAM
 QUARTERLY STATUS REPORT FY 2019-2020

MWP Facility #: BC02
 Facility Name: Georgia/Buchanan Watershed

Entity: City of Boulder City
 Date Prepared: _____
 Quarter: 2nd

MP Facility ID: GBAP - 0000, 0001, 0002, 0047, 0048, 0049, 0087, 0114, GBBC - 0001, 0005, 0015, 0030, 0031, 0047, 0048, 0062, 0063, 0109, 0110, 0146, 0149, 0150, 0152, 0153, 0155, 0157, 0172, GBCM - 0000, 0001, 0004, 0011, GBGR - 0002, 0036, 0040, 0100, 0111, 0112, 0126, 0130, 0131, 0188, 0203, 0215, 0217

Force Account/Contract	Activity	Approved Work Plan Amount (\$)	Amended Work Plan Amount (\$)	Expended To Date (\$)	Percent Complete	Scheduled Completion Date
	3 Facility Assessment and Inventory	\$ 500.00	500.00	0.00	0%	Jun-20
	5 Inspect Channels	500.00	500.00	0.00	0%	Jun-20
	6 Inspect Levees/Detention and Debris Basins	0.00	0.00	0.00	#DIV/0!	Jun-20
	8 Species Survey and Removal	0.00	0.00	0.00	#DIV/0!	Jun-20
	10 Clean and Reshape Channels/Levees	25,000.00	25,000.00	0.00	0%	Jun-20
	15 Repair Lined Channel	27,500.00	27,500.00	0.00	0%	Jun-20
	20 Erosion Control and Repair	9,000.00	9,000.00	0.00	0%	Jun-20
	21 Provide/Maintain Dust Control	500.00	500.00	0.00	0%	Jun-20
	25 Clean Detention Debris Basins	0.00	0.00	0.00	#DIV/0!	Jun-20
	35 Fence Repair	1,000.00	1,000.00	0.00	0%	Jun-20
	40 Vegetation Control - Chemical	500.00	500.00	152.16	30%	Jun-20
	45 Vegetation Control - Mechanical	10,000.00	10,000.00	4,822.02	48%	Jun-20
	50 Maintain Access Road	850.00	850.00	0.00	0%	Jun-20
	55 Clean & Inspect Inlet/Outlet Structures	2,000.00	2,000.00	575.18	29%	Jun-20
	60 Repair Inlet/Outlet Structures	1,000.00	1,000.00	0.00	0%	Jun-20
	65 Clean Storm Sewer Lines	1,000.00	1,000.00	0.00	0%	Jun-20
	70 Storm Sewer Repair	1,000.00	1,000.00	0.00	0%	Jun-20
	75 Clean/Flush Culverts & Bridges	2,000.00	2,000.00	0.00	0%	Jun-20
	80 Miscellaneous Work Activities	10,000.00	10,000.00	0.00	0%	Jun-20
	85 Engineering	1,000.00	1,000.00	0.00	0%	Jun-20
	90 Homeless Encampment Cleanup	2,000.00	\$2,000.00	0.00	0%	Jun-20
	TOTALS	\$ 95,350.00	\$95,350.00	\$5,549.36	6%	

Delays or problem areas:

Work completed during current quarter:

Work to be completed during next quarter:

Consultant/
 Contractor:
 Project
 Manager: Jim Keane

Phone Number: 702-303-3008

REGIONAL FLOOD CONTROL DISTRICT
 MAINTENANCE WORK PROGRAM
 QUARTERLY STATUS REPORT FY 2019-2020

MWP Facility #: BC03
 Facility Name: North Railroad Watershed

Entity: City of Boulder City
 Date Prepared: _____

Quarter: 2nd

MP Facility ID: NRBL - 0000, 0091, 0092, 0093, 0094, 0095, 0096, NRIN - 0003, 0004, 0010, 0013, 0017, 0025, 0031, 0032, 0038, 0040, 0044, 0052, 0053, 0054, 0055, 0056, 0057, 0062, 0063, 0064, 0065, 0066, 0067, 0068, 0069, 0070, 0071, 0074, 0075, 0080, 0087, 0107, NRRR 0000, 0049, 0050, 0070, 0089, 0105


Force Account/Contract	Activity	Approved Work Plan Amount (\$)	Amended Work Plan Amount (\$)	Expended To Date (\$)	Percent Complete	Scheduled Completion Date
	3 Facility Assessment and Inventory	450.00	450.00	0.00	0%	Jun-20
	5 Inspect Channels	500.00	500.00	0.00	0%	Jun-20
	6 Inspect Levees/Detention and Debris Basins	1,000.00	500.00	0.00	0%	Jun-20
	8 Species Survey and Removal	0.00	0.00	0.00	#DIV/0!	Jun-20
	10 Clean and Reshape Channels/Levees	3,000.00	500.00	0.00	0%	Jun-20
	15 Repair Lined Channel	100.00	100.00	0.00	0%	Jun-20
	20 Erosion Control and Repair	5,000.00	500.00	648.57	130%	Jun-20
	21 Provide/Maintain Dust Control	100.00	100.00	0.00	0%	Jun-20
	25 Clean Detention Debris Basins	5,000.00	2,500.00	0.00	0%	Jun-20
	35 Fence Repair	5,000.00	3,000.00	0.00	0%	Jun-20
	40 Vegetation Control - Chemical	1,000.00	1,000.00	0.00	0%	Jun-20
	45 Vegetation Control - Mechanical	1,000.00	1,000.00	0.00	0%	Jun-20
	50 Maintain Access Road	1,000.00	1,000.00	0.00	0%	Jun-20
	55 Clean & Inspect Inlet/Outlet Structures	1,000.00	1,000.00	623.56	62%	Jun-20
	60 Repair Inlet/Outlet Structures	500.00	500.00	0.00	0%	Jun-20
	65 Clean Storm Sewer Lines	1,000.00	500.00	0.00	0%	Jun-20
	70 Storm Sewer Repair	\$0.00	0.00	0.00	#DIV/0!	Jun-20
	75 Clean/Flush Culverts & Bridges	1,000.00	1,000.00	0.00	0%	Jun-20
	80 Miscellaneous Work Activities	2,000.00	2,000.00	649.55	32%	Jun-20
	85 Engineering	500.00	13,000.00	12,382.50	95%	Jun-20
	90 Homeless Encampment Cleanup	\$2,000.00	2,000.00	0.00	0%	Jun-20
TOTALS		\$31,150.00	31,150.00	\$14,304.18	46%	

Delays or problem areas:

Work completed during current quarter:

Work to be completed during next quarter:

Consultant/
 Contractor:
 Project
 Manager:



Phone Number: 702-303-3008

REGIONAL FLOOD CONTROL DISTRICT
 MAINTENANCE WORK PROGRAM
 QUARTERLY STATUS REPORT FY 2019-2020

MWP Facility #: BC04
 Facility Name: West Airport Watershed

Entity: City of Boulder City
 Date Prepared: _____
 Quarter: 2nd

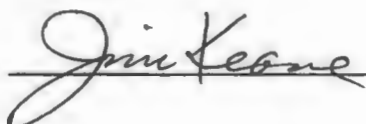
MP Facility ID: WAAD - 0000, 0043, 0046, 0063, 0064, 0085, 0086, 0094, WAAP - 0111, 0171, WADD - 0167, WAGN - 0000, 0020, WAGR - 0000, 0034

Force Account/Contract	Activity	Approved Work Plan Amount (\$)	Amended Work Plan Amount (\$)	Expended To Date (\$)	Percent Complete	Scheduled Completion Date
	3 Facility Assessment and Inventory	500.00	500.00	0.00	0%	Jun-20
	5 Inspect Channels	500.00	500.00	0.00	0%	Jun-20
	6 Inspect Levees/Detention and Debris Basins	0.00	0.00	0.00	#DIV/0!	Jun-20
	8 Species Survey and Removal	0.00	0.00	0.00	#DIV/0!	Jun-20
	10 Clean and Reshape Channels/Levees	500.00	500.00	0.00	0%	Jun-20
	15 Repair Lined Channel	20,000.00	20,000.00	0.00	0%	Jun-20
	20 Erosion Control and Repair	2,000.00	2,000.00	0.00	0%	Jun-20
	21 Provide/Maintain Dust Control	500.00	500.00	0.00	0%	Jun-20
	25 Clean Detention Debris Basins	500.00	500.00	0.00	0%	Jun-20
	35 Fence Repair	500.00	500.00	0.00	0%	Jun-20
	40 Vegetation Control - Chemical	2,000.00	2,000.00	0.00	0%	Jun-20
	45 Vegetation Control - Mechanical	3,000.00	3,000.00	1,006.29	34%	Jun-20
	50 Maintain Access Road	500.00	500.00	0.00	0%	Jun-20
	55 Clean & Inspect Inlet/Outlet Structures	500.00	500.00	0.00	0%	Jun-20
	60 Repair Inlet/Outlet Structures	500.00	500.00	0.00	0%	Jun-20
	65 Clean Storm Sewer Lines	0.00	0.00	0.00	#DIV/0!	Jun-20
	70 Storm Sewer Repair	0.00	0.00	0.00	#DIV/0!	Jun-20
	75 Clean/Flush Culverts & Bridges	500.00	500.00	0.00	0%	Jun-20
	80 Miscellaneous Work Activities	500.00	500.00	0.00	0%	Jun-20
	85 Engineering	500.00	500.00	0.00	0%	Jun-20
	90 Homeless Encampment Cleanup	2,000.00	2,000.00	0.00	0%	Jun-20
TOTALS		\$35,000.00	\$35,000.00	\$1,006.29	3%	

Delays or problem areas:

Work completed during current quarter:

Work to be completed during next quarter:

Consultant/
 Contractor:
 Project
 Manager:  Phone Number: 702-303-3008

**REGIONAL FLOOD CONTROL DISTRICT
MAINTENANCE WORK PROGRAM
QUARTERLY STATUS REPORT - FY 2019 - 2020**

MWP Facility #: CC 01
 Facility Name: Flamingo Wash
 MP Facility ID: F1FA 0000-0004 F2NB 0000-0048 F301 0000-0007
 MP Facility ID: F401 0000-0003 FLBF 0046-0328 FLBN 0001-0033 FLDI 0000-0105
 MP Facility ID: FLDN 0000-0160 FLDR 0000-0179 FLDS 0000-0750 FLF1 0000-0304
 MP Facility ID: FLF2 0000-0137 FLF3 0000-0198, FLF4 0000-0355 FLFA 0000-0037 FLCM 0000
 MP Facility ID: FLFL 0000-0147 FLHA 0000 FLJO 0000-0076 FLOQ 0000-0050 FLRB 0000-0062
 MP Facility ID: FLRO 0000 FLSE 0000-0128 FLSP 0000 FLTR 0000-0347
 MP Facility ID: FLWA 0001-1443 RRWB 0000 RRFA 0000-0143 RRFC 0000 RRHU 0000-0129
 MP Facility ID: RRNA 0000-0097 RRNN 0000-0022 RRNS 0000-0010 RRR4 0000-0160

Entity: CLARK COUNTY
 Date Prepared: 1/15/2020
 Quarter: 2nd Quarter

Force Account/Contract	Activity	Approved Work Plan Amount (\$)	Amended Work Plan Amount (\$)	Expended To Date (\$)	Percent Complete	Scheduled Completion Date
	3 Facility Assessment and Inventory	\$5,000.00	\$5,000.00	\$0.00		
	5 Inspect Channels	\$20,000.00	\$20,000.00	\$6,103.53		
	6 Inspect Levees, Deten/Debris Basins	\$30,000.00	\$30,000.00	\$15,382.93		
	8 Species Survey and Removal	\$0.00	\$0.00	\$0.00		
	10 Clean and Reshape Channels/Levees	\$100,000.00	\$100,000.00	\$97,563.62		
	15 Repair Lined Channel	\$20,000.00	\$20,000.00	\$0.00		
	20 Erosion Control and Repair	\$5,000.00	\$5,000.00	\$0.00		
	21 Provide/Maintain Dust Control	\$5,000.00	\$5,000.00	\$0.00		
	25 Clean Detention/Debris Basins	\$100,000.00	\$100,000.00	\$67,901.01		
	35 Fence Repair	\$20,000.00	\$20,000.00	\$10,558.61		
	40 Vegetation Control - Chemical	\$20,000.00	\$20,000.00	\$12,002.65		
	45 Vegetation Control - Mechanical	\$48,500.00	\$43,100.00	\$0.00		
	50 Maintain Access Road	\$5,000.00	\$5,000.00	\$1,345.63		
	55 Clean & Inspect Inlet/Outlet Structures	\$5,000.00	\$5,000.00	\$0.00		
	60 Repair Inlet/Outlet Structures	\$2,500.00	\$2,500.00	\$0.00		
	65 Clean Storm Sewer Lines	\$5,000.00	\$5,000.00	\$0.00		
	70 Storm Sewer Line Repair	\$5,000.00	\$5,000.00	\$0.00		
	75 Clean/Flush Culverts & Bridges	\$4,000.00	\$4,000.00	\$0.00		
	80 Miscellaneous Work Activities	\$100,000.00	\$100,000.00	\$12,765.97		
	85 Engineering	\$0.00	\$0.00	\$0.00		
	90 Homeless Cleanup	\$100,000.00	\$100,000.00	\$84,394.95		
	TOTALS	\$600,000.00	\$594,600.00	\$308,018.90	52%	

Delays or problem areas:

Work completed during current quarter:

Work to be completed during next quarter:
 Clean, Inspect & Repairs to 3 Detention/Debris Basins. General cleaning of channels
 Channel maintenance contract adjacent to beltway. Contract for the removal of silt from Red Rock Detention Basin.

Consultant/ Contractor: _____
 Project Manager: Dwayne Ako Phone Number: 702-455-7540

**REGIONAL FLOOD CONTROL DISTRICT
MAINTENANCE WORK PROGRAM
QUARTERLY STATUS REPORT - FY 2019 - 2020**

MWP Facility #: CC 02
 Facility Name: Las Vegas Wash
 MP Facility ID: LVMD 0676-0169, 1355
 MP Facility ID: COLM 0000
 MP Facility ID: NLWY 0000-0030
 MP Facility ID: LV01 0000-0116
 MP Facility ID: LVCO 0000-0109
 MP Facility ID: _____

Entity: CLARK COUNTY
 Date Prepared: 1/16/2020
 Quarter: 2nd Quarter

Force Account/ Contract	Activity	Approved Work Plan Amount (\$)	Amended Work Plan Amount (\$)	Expended To Date (\$)	Percent Complete	Scheduled Completion Date
	3 Facility Assessment and Inventory	\$3,500.00	\$3,500.00	\$0.00		
	5 Inspect Channels	\$5,000.00	\$5,000.00	\$1,236.63		
	6 Inspect Levees, Deten/Debris Basins	\$0.00	\$0.00	\$0.00		
	8 Species Survey and Removal	\$0.00	\$0.00	\$0.00		
	10 Clean and Reshape Channels/Levees	\$137,000.00	\$137,000.00	\$120,719.35		
	15 Repair Lined Channel	\$2,500.00	\$2,500.00	\$0.00		
	20 Erosion Control and Repair	\$45,000.00	\$45,000.00	\$0.00		
	21 Provide/Maintain Dust Control	\$0.00	\$0.00	\$0.00		
	25 Clean Detention/Debris Basins	\$0.00	\$0.00	\$0.00		
	35 Fence Repair	\$2,000.00	\$2,000.00	\$976.50		
	40 Vegetation Control - Chemical	\$10,000.00	\$10,000.00	\$0.00		
	45 Vegetation Control - Mechanical	\$25,000.00	\$25,000.00	\$0.00		
	50 Maintain Access Road	\$0.00	\$0.00	\$0.00		
	55 Clean & Inspect Inlet/Outlet Structures	\$0.00	\$0.00	\$0.00		
	60 Repair Inlet/Outlet Structures	\$0.00	\$0.00	\$0.00		
	65 Clean Storm Sewer Lines	\$0.00	\$0.00	\$0.00		
	70 Storm Sewer Line Repair	\$0.00	\$0.00	\$0.00		
	75 Clean/Flush Culverts & Bridges	\$0.00	\$0.00	\$0.00		
	80 Miscellaneous Work Activities	\$50,000.00	\$50,000.00	\$1,083.84		
	85 Engineering	\$0.00	\$0.00	\$0.00		
	90 Homeless Cleanup	\$20,000.00	\$20,000.00	\$2,112.62		
	TOTALS	\$300,000.00	\$300,000.00	\$126,128.94	42%	

Delays or problem areas:

Work completed during current quarter:

Work to be completed during next quarter:

Misc. maintenance of channels. Vegetation control south of Vegas Valley.
 Maintenance work done by SNWA for weirs along the Las Vegas Wash Wetland area.

Consultant/
 Contractor: _____
 Project
 Manager: Dwayne Ako Phone Number: 702-455-7540

**REGIONAL FLOOD CONTROL DISTRICT
MAINTENANCE WORK PROGRAM
QUARTERLY STATUS REPORT - FY 2019 - 2020**

MWP Facility #: CC 03
 Facility Name: Duck Creek
 MP Facility ID: BDW5 0000-0025 DC95 0000-0038 DCBD 000-0081, 0176-0273
 MP Facility ID: DCCA 0000-0078 DCCD 0000 DCGL 0000-0086, 0106, 0112, 0138-0179
 MP Facility ID: DCHV 0000-0012 DCI1 0000-0031, DCLB 0000 DCPA 0000-0106
 MP Facility ID: DCPI 0000-0032 DCRB 0015 DCSH 0000-0017 DCW1 0000-0132
 MP Facility ID: DCW4 0364-0557, 0665-0786, 0940-0971, DCW5 0000-0059
 MP Facility ID: DCWA 0000-0597, 0702-1657 DCWB 0000-0086 DCWF 0000-0061

Entity: CLARK COUNTY
 Date Prepared: 1/15/2020
 Quarter: 2nd Quarter

Force Account/ Contract	Activity	Approved Work Plan Amount (\$)	Amended Work Plan Amount (\$)	Expended To Date (\$)	Percent Complete	Scheduled Completion Date
	3 Facility Assessment and Inventory	\$5,000.00	\$5,000.00	\$0.00		
	5 Inspect Channels	\$5,000.00	\$5,000.00	\$2,940.93		
	6 Inspect Levees, Deten/Debris Basins	\$20,000.00	\$20,000.00	\$9,712.21		
	8 Species Survey and Removal	\$0.00	\$0.00	\$0.00		
	10 Clean and Reshape Channels/Levees	\$120,000.00	\$120,000.00	\$5,026.18		
	15 Repair Lined Channel	\$5,000.00	\$5,000.00	\$0.00		
	20 Erosion Control and Repair	\$15,000.00	\$15,000.00	\$0.00		
	21 Provide/Maintain Dust Control	\$25,000.00	\$25,000.00	\$0.00		
	25 Clean Detention/Debris Basins	\$15,000.00	\$16,000.00	\$15,393.80		
	35 Fence Repair	\$8,000.00	\$8,000.00	\$2,669.74		
	40 Vegetation Control - Chemical	\$10,000.00	\$10,000.00	\$7,833.08		
	45 Vegetation Control - Mechanical	\$55,000.00	\$23,000.00	\$0.00		
	50 Maintain Access Road	\$5,000.00	\$5,000.00	\$0.00		
	55 Clean & Inspect Inlet/Outlet Structures	\$0.00	\$0.00	\$0.00		
	60 Repair Inlet/Outlet Structures	\$0.00	\$1,000.00	\$850.93		
	65 Clean Storm Sewer Lines	\$2,500.00	\$2,500.00	\$0.00		
	70 Storm Sewer Line Repair	\$0.00	\$0.00	\$0.00		
	75 Clean/Flush Culverts & Bridges	\$0.00	\$0.00	\$0.00		
	80 Miscellaneous Work Activities	\$50,000.00	\$50,000.00	\$21,350.14		
	85 Engineering	\$0.00	\$0.00	\$0.00		
	90 Homeless Cleanup	\$115,000.00	\$115,000.00	\$17,614.33		
	TOTALS	\$455,500.00	\$425,500.00	\$83,391.34	20%	

Delays or problem areas:

Work completed during current quarter:

Work to be completed during next quarter:
 Misc. maintenance and cleaning of channels

Consultant/
 Contractor: _____
 Project
 Manager: Dwayne Ako Phone Number: 702-455-7540

**REGIONAL FLOOD CONTROL DISTRICT
MAINTENANCE WORK PROGRAM
QUARTERLY STATUS REPORT - FY 2019 - 2020**

MWP Facility #: CC 05
 Facility Name: Las Vegas Range Wash
 MP Facility ID: RWSL 0000-0728, RWWE 0016-0055
 MP Facility ID: SLBN 0000 FLCH 0000
 MP Facility ID: SLEB 0000-0098 SLER 0000-0086
 MP Facility ID: SLLM 0000 SLNL 0095
 MP Facility ID: SLOR 0000-0148 SLST 0000-0095
 MP Facility ID: SLWA 0000-0091
 MP Facility ID: _____

Entity: CLARK COUNTY
 Date Prepared: 1/15/2020
 Quarter: 2nd Quarter

Force Account/ Contract	Activity	Approved Work Plan Amount (\$)	Amended Work Plan Amount (\$)	Expended To Date (\$)	Percent Complete	Scheduled Completion Date
	3 Facility Assessment and Inventory	\$2,000.00	\$2,000.00	\$0.00		
	5 Inspect Channels	\$5,000.00	\$5,000.00	\$1,841.85		
	6 Inspect Levees, Deter/Debris Basins	\$8,000.00	\$8,000.00	\$3,837.99		
	8 Species Survey and Removal	\$0.00	\$0.00	\$0.00		
	10 Clean and Reshape Channels/Levees	\$40,000.00	\$110,000.00	\$102,189.45		
	15 Repair Lined Channel	\$173,500.00	\$133,500.00	\$41,355.92		
	20 Erosion Control and Repair	\$0.00	\$0.00	\$0.00		
	21 Provide/Maintain Dust Control	\$25,000.00	\$15,000.00	\$313.20		
	25 Clean Detention/Debris Basins	\$10,000.00	\$10,000.00	\$0.00		
	35 Fence Repair	\$10,000.00	\$10,000.00	\$922.75		
	40 Vegetation Control - Chemical	\$9,000.00	\$9,000.00	\$1,426.20		
	45 Vegetation Control - Mechanical	\$5,000.00	\$5,000.00	\$0.00		
	50 Maintain Access Road	\$2,500.00	\$2,500.00	\$0.00		
	55 Clean & Inspect Inlet/Outlet Structures	\$0.00	\$0.00	\$0.00		
	60 Repair Inlet/Outlet Structures	\$0.00	\$0.00	\$0.00		
	65 Clean Storm Sewer Lines	\$0.00	\$0.00	\$0.00		
	70 Storm Sewer Line Repair	\$0.00	\$0.00	\$0.00		
	75 Clean/Flush Culverts & Bridges	\$0.00	\$0.00	\$0.00		
	80 Miscellaneous Work Activities	\$85,000.00	\$85,000.00	\$5,190.09		
	85 Engineering	\$0.00	\$10,000.00	\$6,892.35		
	90 Homeless Cleanup	\$25,000.00	\$25,000.00	\$21,049.83		
	TOTALS	\$400,000.00	\$430,000.00	\$185,019.63	43%	

Delays or problem areas:

Work completed during current quarter:

Work to be completed during next quarter:
 Clean, Inspect & Repairs to 1 Detention Basin.
 Misc. maintenance and cleaning of channels.

Consultant/
 Contractor: _____
 Project
 Manager: Dwayne Ako Phone Number: 702-455-7540

**REGIONAL FLOOD CONTROL DISTRICT
MAINTENANCE WORK PROGRAM
QUARTERLY STATUS REPORT - FY 2019 - 2020**

MWP Facility #: CC 08
 Facility Name: Tropicana Wash
 MP Facility ID: TRWA 0000-0454 BDBF 0000-0006 BDFW 0000
 MP Facility ID: BDMO 0000-0010 BDRB 0000-0118
 MP Facility ID: BDRR 0000 BDWS 0000-0007
 MP Facility ID: NBSC 0000 RBMO 0000-0045
 MP Facility ID: TRBD 0000-0930 TRNB 0000-0113
 MP Facility ID: BDMD 0121 BDJO 0000-0061

Entity: CLARK COUNTY
 Date Prepared: 1/16/2020
 Quarter: 2nd Quarter

Force Account/ Contract	Activity	Approved Work Plan Amount (\$)	Amended Work Plan Amount (\$)	Expended To Date (\$)	Percent Complete	Scheduled Completion Date
	3 Facility Assessment and Inventory	\$2,000.00	\$2,000.00	\$0.00		
	5 Inspect Channels	\$3,000.00	\$3,000.00	\$1,596.32		
	6 Inspect Levees, Deter/Debris Basins	\$15,000.00	\$15,000.00	\$7,235.44		
	8 Species Survey and Removal	\$0.00	\$0.00	\$0.00		
	10 Clean and Reshape Channels/Levees	\$15,000.00	\$15,000.00	\$2,146.72		
	15 Repair Lined Channel	\$10,000.00	\$10,000.00	\$0.00		
	20 Erosion Control and Repair	\$5,000.00	\$5,000.00	\$0.00		
	21 Provide/Maintain Dust Control	\$5,000.00	\$5,000.00	\$0.00		
	25 Clean Detention/Debris Basins	\$40,000.00	\$40,000.00	\$4,502.84		
	35 Fence Repair	\$10,000.00	\$10,000.00	\$443.02		
	40 Vegetation Control - Chemical	\$5,000.00	\$5,000.00	\$703.46		
	45 Vegetation Control - Mechanical	\$5,000.00	\$5,000.00	\$0.00		
	50 Maintain Access Road	\$5,000.00	\$5,000.00	\$0.00		
	55 Clean & Inspect Inlet/Outlet Structures	\$0.00	\$0.00	\$0.00		
	60 Repair Inlet/Outlet Structures	\$0.00	\$0.00	\$0.00		
	65 Clean Storm Sewer Lines	\$5,000.00	\$5,000.00	\$0.00		
	70 Storm Sewer Line Repair	\$0.00	\$0.00	\$0.00		
	75 Clean/Flush Culverts & Bridges	\$0.00	\$0.00	\$0.00		
	80 Miscellaneous Work Activities	\$50,000.00	\$50,000.00	\$650.16		
	85 Engineering	\$0.00	\$0.00	\$0.00		
	90 Homeless Cleanup	\$25,000.00	\$25,000.00	\$5,083.24		
	TOTALS	\$200,000.00	\$200,000.00	\$22,361.20	11%	

Delays or problem areas:

Work completed during current quarter:

Work to be completed during next quarter:

Misc. work contract maintenance adjacent to beltway.
 Channel inspection, vegetation control and other work as assigned.

Consultant/
 Contractor: _____
 Project
 Manager: Dwayne Ako Phone Number: 702-455-7540

**REGIONAL FLOOD CONTROL DISTRICT
MAINTENANCE WORK PROGRAM
QUARTERLY STATUS REPORT - FY 2019 - 2020**

MWP Facility #: CC 07
 Facility Name: Airport Channel
 MP Facility ID: TRMC 0000-0060, 0195-0290
 MP Facility ID: WGTR 0058-0180
 MP Facility ID: _____
 MP Facility ID: _____
 MP Facility ID: _____

Entity: CLARK COUNTY
 Date Prepared: 1/15/2020
 Quarter: 2nd Quarter

Force Account/ Contract	Activity	Approved Work Plan Amount (\$)	Amended Work Plan Amount (\$)	Expended To Date (\$)	Percent Complete	Scheduled Completion Date
	3 Facility Assessment and Inventory	\$0.00	\$0.00	\$0.00		
	5 Inspect Channels	\$1,500.00	\$1,500.00	\$327.46		
	6 Inspect Levees, Deten/Debris Basins	\$0.00	\$0.00	\$0.00		
	8 Species Survey and Removal	\$0.00	\$0.00	\$0.00		
	10 Clean and Reshape Channels/Levees	\$2,000.00	\$2,000.00	\$0.00		
	15 Repair Lined Channel	\$0.00	\$0.00	\$0.00		
	20 Erosion Control and Repair	\$0.00	\$0.00	\$0.00		
	21 Provide/Maintain Dust Control	\$0.00	\$0.00	\$0.00		
	25 Clean Detention/Debris Basins	\$0.00	\$0.00	\$0.00		
	35 Fence Repair	\$3,000.00	\$3,000.00	\$1,556.84		
	40 Vegetation Control - Chemical	\$1,000.00	\$1,000.00	\$469.93		
	45 Vegetation Control - Mechanical	\$500.00	\$500.00	\$0.00		
	50 Maintain Access Road	\$0.00	\$0.00	\$0.00		
	55 Clean & Inspect Inlet/Outlet Structures	\$2,000.00	\$2,000.00	\$0.00		
	60 Repair Inlet/Outlet Structures	\$0.00	\$0.00	\$0.00		
	65 Clean Storm Sewer Lines	\$0.00	\$0.00	\$0.00		
	70 Storm Sewer Line Repair	\$0.00	\$0.00	\$0.00		
	75 Clean/Flush Culverts & Bridges	\$0.00	\$0.00	\$0.00		
	80 Miscellaneous Work Activities	\$5,000.00	\$5,000.00	\$0.00		
	85 Engineering	\$0.00	\$0.00	\$0.00		
	90 Homeless Cleanup	\$20,000.00	\$20,000.00	\$3,373.71		
	TOTALS	\$35,000.00	\$35,000.00	\$5,727.94	16%	

Delays or problem areas:

Work completed during current quarter:

Work to be completed during next quarter:
 Channel Inspection and debris removal; vegetation control and other work as assigned.

Consultant/
 Contractor: _____
 Project
 Manager: Dwayne Ako Phone Number: 702-455-7540

**REGIONAL FLOOD CONTROL DISTRICT
MAINTENANCE WORK PROGRAM
QUARTERLY STATUS REPORT - FY 2019 - 2020**

MWP Facility #: CC 08
 Facility Name: Monson Channel
 MP Facility ID: LV02 0000-0303
 MP Facility ID: NLFL 0000-0144
 MP Facility ID: VBTW 0000
 MP Facility ID: _____
 MP Facility ID: _____
 MP Facility ID: _____

Entity: CLARK COUNTY
 Date Prepared: 1/16/2020
 Quarter: 2nd Quarter

Force Account/ Contract	Activity	Approved Work Plan Amount (\$)	Amended Work Plan Amount (\$)	Expended To Date (\$)	Percent Complete	Scheduled Completion Date
	3 Facility Assessment and Inventory	\$1,200.00	\$1,200.00	\$0.00		
	5 Inspect Channels	\$1,500.00	\$1,500.00	\$418.07		
	6 Inspect Levees, Deter/Debris Basins	\$0.00	\$0.00	\$0.00		
	8 Species Survey and Removal	\$0.00	\$0.00	\$0.00		
	10 Clean and Reshape Channels/Levees	\$7,500.00	\$7,500.00	\$5,307.21		
	15 Repair Lined Channel	\$1,500,000.00	\$1,500,000.00	\$0.00		
	20 Erosion Control and Repair	\$0.00	\$0.00	\$0.00		
	21 Provide/Maintain Dust Control	\$0.00	\$0.00	\$0.00		
	25 Clean Detention/Debris Basins	\$0.00	\$0.00	\$0.00		
	35 Fence Repair	\$1,500.00	\$1,500.00	\$0.00		
	40 Vegetation Control - Chemical	\$3,000.00	\$3,000.00	\$1,556.41		
	45 Vegetation Control - Mechanical	\$15,000.00	\$15,000.00	\$0.00		
	50 Maintain Access Road	\$0.00	\$0.00	\$0.00		
	55 Clean & Inspect Inlet/Outlet Structures	\$0.00	\$0.00	\$0.00		
	60 Repair Inlet/Outlet Structures	\$0.00	\$0.00	\$0.00		
	65 Clean Storm Sewer Lines	\$0.00	\$0.00	\$0.00		
	70 Storm Sewer Line Repair	\$0.00	\$0.00	\$0.00		
	75 Clean/Flush Culverts & Bridges	\$0.00	\$0.00	\$0.00		
	80 Miscellaneous Work Activities	\$10,000.00	\$10,000.00	\$0.00		
	85 Engineering	\$300,000.00	\$300,000.00	\$7,310.06		
	90 Homeless Cleanup	\$15,000.00	\$15,000.00	\$802.27		
	TOTALS	\$1,854,700.00	\$1,854,700.00	\$15,394.02	1%	

Delays or problem areas:

Work completed during current quarter:

Work to be completed during next quarter:

Channel inspection, vegetation control and other work as assigned.

Consultant/
 Contractor: _____
 Project
 Manager: Dwayne Ako Phone Number: 702-455-7540

**REGIONAL FLOOD CONTROL DISTRICT
MAINTENANCE WORK PROGRAM
QUARTERLY STATUS REPORT - FY 2019 - 2020**

MWP Facility #: CC 00
 Facility Name: Rawhide Channel
 MP Facility ID: DCRH 0000-0305
 MP Facility ID: MCE2 0000
 MP Facility ID: _____
 MP Facility ID: _____
 MP Facility ID: _____
 MP Facility ID: _____

Entity: CLARK COUNTY
 Date Prepared: 1/15/2020
 Quarter: 2nd Quarter

Force Account/ Contract	Activity	Approved Work Plan Amount (\$)	Amended Work Plan Amount (\$)	Expended To Date (\$)	Percent Complete	Scheduled Completion Date
	3 Facility Assessment and Inventory	\$1,000.00	\$1,000.00	\$0.00		
	5 Inspect Channels	\$2,500.00	\$2,500.00	\$642.06		
	6 Inspect Levees, Deten/Debris Basins	\$0.00	\$0.00	\$0.00		
	8 Species Survey and Removal	\$0.00	\$0.00	\$0.00		
	10 Clean and Reshape Channels/Levees	\$1,500.00	\$1,500.00	\$0.00		
	15 Repair Lined Channel	\$5,000.00	\$5,000.00	\$0.00		
	20 Erosion Control and Repair	\$0.00	\$0.00	\$0.00		
	21 Provide/Maintain Dust Control	\$0.00	\$0.00	\$0.00		
	25 Clean Detention/Debris Basins	\$0.00	\$0.00	\$0.00		
	35 Fence Repair	\$5,000.00	\$5,000.00	\$0.00		
	40 Vegetation Control - Chemical	\$2,000.00	\$2,000.00	\$776.32		
	45 Vegetation Control - Mechanical	\$2,000.00	\$2,000.00	\$0.00		
	50 Maintain Access Road	\$0.00	\$0.00	\$0.00		
	55 Clean & Inspect Inlet/Outlet Structures	\$0.00	\$0.00	\$0.00		
	60 Repair Inlet/Outlet Structures	\$0.00	\$0.00	\$0.00		
	65 Clean Storm Sewer Lines	\$1,000.00	\$1,000.00	\$0.00		
	70 Storm Sewer Line Repair	\$0.00	\$0.00	\$0.00		
	75 Clean/Flush Culverts & Bridges	\$0.00	\$0.00	\$0.00		
	80 Miscellaneous Work Activities	\$15,000.00	\$15,000.00	\$1,628.03		
	85 Engineering	\$0.00	\$0.00	\$0.00		
	90 Homeless Cleanup	\$5,000.00	\$5,000.00	\$0.00		
	TOTALS	\$40,000.00	\$40,000.00	\$3,046.41	8%	

Delays or problem areas:

Work completed during current quarter:

Work to be completed during next quarter:
 Channel Inspection, vegetation control and other work as assigned.

Consultant/
 Contractor: _____
 Project
 Manager: Dwayne Ako Phone Number: 702-455-7540

**REGIONAL FLOOD CONTROL DISTRICT
MAINTENANCE WORK PROGRAM
QUARTERLY STATUS REPORT - FY 2019 - 2020**

MWP Facility #: QC 10
 Facility Name: Van Buskirk Channel
 MP Facility ID: VBCH 0000-0138
 MP Facility ID: VBMC 0000-0249
 MP Facility ID: VBTM 0000-0174
 MP Facility ID: VBVR 0000-0050
 MP Facility ID: _____
 MP Facility ID: _____

Entity: CLARK COUNTY
 Date Prepared: 1/15/2020
 Quarter: 2nd Quarter

Force Account/ Contract	Activity	Approved Work Plan Amount (\$)	Amended Work Plan Amount (\$)	Expended To Date (\$)	Percent Complete	Scheduled Completion Date
	3 Facility Assessment and Inventory	\$2,000.00	\$2,000.00	\$0.00		
	5 Inspect Channels	\$2,000.00	\$2,000.00	\$245.62		
	6 Inspect Levees, Deten/Debris Basins	\$2,000.00	\$2,000.00	\$1,414.88		
	8 Species Survey and Removal	\$0.00	\$0.00	\$0.00		
	10 Clean and Reshape Channels/Levees	\$0.00	\$0.00	\$0.00		
	15 Repair Lined Channel	\$0.00	\$0.00	\$0.00		
	20 Erosion Control and Repair	\$0.00	\$0.00	\$0.00		
	21 Provide/Maintain Dust Control	\$0.00	\$0.00	\$0.00		
	25 Clean Detention/Debris Basins	\$2,000.00	\$2,000.00	\$0.00		
	35 Fence Repair	\$3,000.00	\$3,000.00	\$0.00		
	40 Vegetation Control - Chemical	\$1,000.00	\$1,000.00	\$0.00		
	45 Vegetation Control - Mechanical	\$0.00	\$0.00	\$0.00		
	50 Maintain Access Road	\$0.00	\$0.00	\$0.00		
	55 Clean & Inspect Inlet/Outlet Structures	\$0.00	\$0.00	\$0.00		
	60 Repair Inlet/Outlet Structures	\$0.00	\$0.00	\$0.00		
	65 Clean Storm Sewer Lines	\$0.00	\$0.00	\$0.00		
	70 Storm Sewer Line Repair	\$0.00	\$0.00	\$0.00		
	75 Clean/Flush Culverts & Bridges	\$0.00	\$0.00	\$0.00		
	80 Miscellaneous Work Activities	\$10,000.00	\$10,000.00	\$507.70		
	85 Engineering	\$0.00	\$0.00	\$0.00		
	90 Homeless Cleanup	\$15,000.00	\$20,000.00	\$19,355.93		
	TOTALS	\$37,000.00	\$42,000.00	\$21,524.13	51%	

Delays or problem areas:

Work completed during current quarter:

Work to be completed during next quarter:
 Channel inspection, vegetation control and other work as assigned.

Consultant/
 Contractor: _____
 Project
 Manager: Dwayne Ako Phone Number: 702-455-7540

**REGIONAL FLOOD CONTROL DISTRICT
MAINTENANCE WORK PROGRAM
QUARTERLY STATUS REPORT - FY 2019 - 2020**

MWP Facility #: CC 11
 Facility Name: Flamingo Wash North Fork
 MP Facility ID: FLDY 0000-0013
 MP Facility ID: FLLA 0000-0379
 MP Facility ID: FLMN 0000-0076
 MP Facility ID: FLMS 0000
 MP Facility ID: _____
 MP Facility ID: _____

Entity: CLARK COUNTY
 Date Prepared: 1/16/2020
 Quarter: 2nd Quarter

Force Account/Contract	Activity	Approved Work Plan Amount (\$)	Amended Work Plan Amount (\$)	Expended To Date (\$)	Percent Complete	Scheduled Completion Date
	3 Facility Assessment and Inventory	\$0.00	\$0.00	\$0.00		
	5 Inspect Channels	\$1,000.00	\$1,000.00	\$286.56		
	6 Inspect Levees, Deter/Debris Basins	\$1,000.00	\$1,000.00	\$869.44		
	8 Species Survey and Removal	\$0.00	\$0.00	\$0.00		
	10 Clean and Reshape Channels/Levees	\$0.00	\$0.00	\$0.00		
	15 Repair Lined Channel	\$0.00	\$0.00	\$0.00		
	20 Erosion Control and Repair	\$0.00	\$0.00	\$0.00		
	21 Provide/Maintain Dust Control	\$0.00	\$0.00	\$0.00		
	25 Clean Detention/Debris Basins	\$5,000.00	\$5,000.00	\$126.08		
	35 Fence Repair	\$1,500.00	\$1,500.00	\$0.00		
	40 Vegetation Control - Chemical	\$1,500.00	\$1,500.00	\$723.29		
	45 Vegetation Control - Mechanical	\$0.00	\$0.00	\$0.00		
	50 Maintain Access Road	\$0.00	\$0.00	\$0.00		
	55 Clean & Inspect Inlet/Outlet Structures	\$0.00	\$0.00	\$0.00		
	60 Repair Inlet/Outlet Structures	\$0.00	\$0.00	\$0.00		
	65 Clean Storm Sewer Lines	\$0.00	\$0.00	\$0.00		
	70 Storm Sewer Line Repair	\$0.00	\$0.00	\$0.00		
	75 Clean/Flush Culverts & Bridges	\$0.00	\$0.00	\$0.00		
	80 Miscellaneous Work Activities	\$5,000.00	\$5,000.00	\$0.00		
	85 Engineering	\$0.00	\$0.00	\$0.00		
	90 Homeless Cleanup	\$5,000.00	\$5,000.00	\$0.00		
	TOTALS	\$20,000.00	\$20,000.00	\$2,005.37	10%	

Delays or problem areas:

Work completed during current quarter:

Work to be completed during next quarter:

Channel inspection, vegetation control and other work as assigned.

Consultant/
 Contractor:
 Project
 Manager:

Dwayne Ako

Phone Number: 702-455-7540

**REGIONAL FLOOD CONTROL DISTRICT
MAINTENANCE WORK PROGRAM
QUARTERLY STATUS REPORT - FY 2019 - 2020**

MWP Facility #: CC 14
 Facility Name: Laughlin Washes
 MP Facility ID: LUBC 0000-0010, 0324
 MP Facility ID: LUED 0000-0008
 MP Facility ID: LUHS 0000-0242, 0250
 MP Facility ID: LUMA 0023-0060
 MP Facility ID: LUUW 0000-0150
 MP Facility ID: _____

Entity: CLARK COUNTY
 Date Prepared: 1/15/2020
 Quarter: 2nd Quarter

Force Account/ Contract	Activity	Approved Work Plan Amount (\$)	Amended Work Plan Amount (\$)	Expended To Date (\$)	Percent Complete	Scheduled Completion Date
	3 Facility Assessment and Inventory	\$1,000.00	\$1,000.00	\$0.00		
	5 Inspect Channels	\$1,500.00	\$1,500.00	\$245.58		
	6 Inspect Levees, Deten/Debris Basins	\$7,000.00	\$7,000.00	\$2,864.30		
	8 Species Survey and Removal	\$0.00	\$0.00	\$0.00		
	10 Clean and Reshape Channels/Levees	\$6,000.00	\$6,000.00	\$0.00		
	15 Repair Lined Channel	\$1,000.00	\$1,000.00	\$0.00		
	20 Erosion Control and Repair	\$0.00	\$0.00	\$0.00		
	21 Provide/Maintain Dust Control	\$0.00	\$0.00	\$0.00		
	25 Clean Detention/Debris Basins	\$10,000.00	\$10,000.00	\$0.00		
	35 Fence Repair	\$2,000.00	\$2,000.00	\$0.00		
	40 Vegetation Control - Chemical	\$1,500.00	\$1,500.00	\$0.00		
	45 Vegetation Control - Mechanical	\$1,500.00	\$1,500.00	\$0.00		
	50 Maintain Access Road	\$0.00	\$0.00	\$0.00		
	55 Clean & Inspect Inlet/Outlet Structures	\$0.00	\$0.00	\$0.00		
	60 Repair Inlet/Outlet Structures	\$5,000.00	\$5,000.00	\$0.00		
	65 Clean Storm Sewer Lines	\$0.00	\$0.00	\$0.00		
	70 Storm Sewer Line Repair	\$0.00	\$0.00	\$0.00		
	75 Clean/Flush Culverts & Bridges	\$0.00	\$0.00	\$0.00		
	80 Miscellaneous Work Activities	\$2,000.00	\$2,000.00	\$0.00		
	85 Engineering	\$0.00	\$0.00	\$0.00		
	90 Homeless Cleanup	\$1,000.00	\$1,000.00	\$0.00		
	TOTALS	\$39,500.00	\$39,500.00	\$3,109.88	8%	

Delays or problem areas:

Work completed during current quarter:

Work to be completed during next quarter:
 Sediment removal from basin area upstream of LUED0008.
 Channel Inspection, vegetation control and other work as assigned.

Consultant/
 Contractor: _____
 Project
 Manager: Dwayne Ako Phone Number: 702-455-7540

**REGIONAL FLOOD CONTROL DISTRICT
MAINTENANCE WORK PROGRAM
QUARTERLY STATUS REPORT - FY 2019 - 2020**

MWP Facility #: CC 15
 Facility Name: Moapa Valley
 MP Facility ID: LWAW 0000
 MP Facility ID: GASD 0000-0068
 MP Facility ID: MRLV 0343-0637, 0725
 MP Facility ID: MRLI 0001-0038
 MP Facility ID: _____
 MP Facility ID: _____

Entity: CLARK COUNTY
 Date Prepared: 1/15/2020
 Quarter: 2nd Quarter

Force Account/ Contract	Activity	Approved Work Plan Amount (\$)	Amended Work Plan Amount (\$)	Expended To Date (\$)	Percent Complete	Scheduled Completion Date
	3 Facility Assessment and Inventory	\$0.00	\$0.00	\$0.00		
	5 Inspect Channels	\$2,500.00	\$2,500.00	\$327.44		
	6 Inspect Levees, Deter/Debris Basins	\$0.00	\$0.00	\$0.00		
	8 Species Survey and Removal	\$0.00	\$0.00	\$0.00		
	10 Clean and Reshape Channels/Levees	\$30,000.00	\$30,000.00	\$0.00		
	15 Repair Lined Channel	\$2,000.00	\$2,000.00	\$0.00		
	20 Erosion Control and Repair	\$39,500.00	\$39,500.00	\$0.00		
	21 Provide/Maintain Dust Control	\$0.00	\$0.00	\$0.00		
	25 Clean Detention/Debris Basins	\$2,000.00	\$2,000.00	\$0.00		
	35 Fence Repair	\$0.00	\$0.00	\$0.00		
	40 Vegetation Control - Chemical	\$2,000.00	\$2,000.00	\$0.00		
	45 Vegetation Control - Mechanical	\$1,000.00	\$1,000.00	\$0.00		
	50 Maintain Access Road	\$0.00	\$0.00	\$0.00		
	55 Clean & Inspect Inlet/Outlet Structures	\$0.00	\$0.00	\$0.00		
	60 Repair Inlet/Outlet Structures	\$0.00	\$0.00	\$0.00		
	65 Clean Storm Sewer Lines	\$0.00	\$0.00	\$0.00		
	70 Storm Sewer Line Repair	\$0.00	\$0.00	\$0.00		
	75 Clean/Flush Culverts & Bridges	\$0.00	\$0.00	\$0.00		
	80 Miscellaneous Work Activities	\$10,000.00	\$10,000.00	\$246.28		
	85 Engineering	\$0.00	\$0.00	\$0.00		
	90 Homeless Cleanup	\$1,000.00	\$1,000.00	\$0.00		
	TOTALS	\$90,000.00	\$90,000.00	\$573.72	1%	

Delays or problem areas:

Work completed during current quarter:

Work to be completed during next quarter:
 Channel inspection, vegetation control and other work as assigned.

Consultant/
 Contractor: _____
 Project
 Manager: Dwayne Ako Phone Number: 702-455-7540

**REGIONAL FLOOD CONTROL DISTRICT
MAINTENANCE WORK PROGRAM
QUARTERLY STATUS REPORT - FY 2019 - 2020**

MWP Facility #: CC 16
 Facility Name: Blue Diamond Wash
 MP Facility ID: BD02 0000-0109 BD03 0000-0081
 MP Facility ID: BDBE 0000-0134 BDW1 0000-0077
 MP Facility ID: BDW2 0023 BDW3 0000
 MP Facility ID: BDW4 0160-0174
 MP Facility ID: BDWA 0000-0212, 0284-0633
 MP Facility ID: _____

Entity: CLARK COUNTY
 Date Prepared: 1/15/2020
 Quarter: 2nd Quarter

Force Account/Contract	Activity	Approved Work Plan Amount (\$)	Amended Work Plan Amount (\$)	Expended To Date (\$)	Percent Complete	Scheduled Completion Date
	3 Facility Assessment and Inventory	\$0.00	\$0.00	\$0.00		
	5 Inspect Channels	\$3,500.00	\$3,500.00	\$409.30		
	6 Inspect Levees, Deten/Debris Basins	\$2,000.00	\$2,300.00	\$2,120.87		
	8 Species Survey and Removal	\$0.00	\$0.00	\$0.00		
	10 Clean and Reshape Channels/Levees	\$5,000.00	\$5,000.00	\$2,013.37		
	15 Repair Lined Channel	\$5,000.00	\$5,000.00	\$0.00		
	20 Erosion Control and Repair	\$5,000.00	\$5,000.00	\$0.00		
	21 Provide/Maintain Dust Control	\$0.00	\$0.00	\$0.00		
	25 Clean Detention/Debris Basins	\$19,500.00	\$19,500.00	\$13,906.13		
	35 Fence Repair	\$2,000.00	\$2,000.00	\$440.41		
	40 Vegetation Control - Chemical	\$2,000.00	\$2,000.00	\$33.19		
	45 Vegetation Control - Mechanical	\$5,000.00	\$5,000.00	\$0.00		
	50 Maintain Access Road	\$0.00	\$0.00	\$0.00		
	55 Clean & Inspect Inlet/Outlet Structures	\$1,000.00	\$1,000.00	\$0.00		
	60 Repair Inlet/Outlet Structures	\$0.00	\$0.00	\$0.00		
	65 Clean Storm Sewer Lines	\$0.00	\$0.00	\$0.00		
	70 Storm Sewer Line Repair	\$0.00	\$0.00	\$0.00		
	75 Clean/Flush Culverts & Bridges	\$0.00	\$0.00	\$0.00		
	80 Miscellaneous Work Activities	\$10,000.00	\$10,000.00	\$2,084.62		
	85 Engineering	\$0.00	\$0.00	\$0.00		
	90 Homeless Cleanup	\$40,000.00	\$40,000.00	\$13,955.43		
	TOTALS	\$100,000.00	\$100,300.00	\$34,963.32	35%	

Delays or problem areas:

Work completed during current quarter:

Work to be completed during next quarter:
 Channel maintenance contract adjacent to beltway.
 Channel Inspection, vegetation control and other work as assigned.

Consultant/
 Contractor: _____
 Project
 Manager: Dwayne Ako Phone Number: 702-455-7540

**REGIONAL FLOOD CONTROL DISTRICT
MAINTENANCE WORK PROGRAM
QUARTERLY STATUS REPORT - FY 2019 - 2020**

MWP Facility #: CC 17
 Facility Name: Searchlight
 MP Facility ID: SREA 0000-0065
 MP Facility ID: SRSO 0000-0030
 MP Facility ID: _____
 MP Facility ID: _____
 MP Facility ID: _____
 MP Facility ID: _____

Entity: CLARK COUNTY
 Date Prepared: 1/16/2020
 Quarter: 2nd Quarter

Force Account/ Contract	Activity	Approved Work Plan Amount (\$)	Amended Work Plan Amount (\$)	Expended To Date (\$)	Percent Complete	Scheduled Completion Date
	3 Facility Assessment and Inventory	\$500.00	\$500.00	\$0.00		
	5 Inspect Channels	\$1,000.00	\$1,000.00	\$327.44		
	6 Inspect Levees, Deten/Debris Basins	\$0.00	\$0.00	\$0.00		
	8 Species Survey and Removal	\$0.00	\$0.00	\$0.00		
	10 Clean and Reshape Channels/Levees	\$0.00	\$0.00	\$0.00		
	15 Repair Lined Channel	\$5,000.00	\$5,000.00	\$0.00		
	20 Erosion Control and Repair	\$0.00	\$0.00	\$0.00		
	21 Provide/Maintain Dust Control	\$0.00	\$0.00	\$0.00		
	25 Clean Detention/Debris Basins	\$0.00	\$0.00	\$0.00		
	35 Fence Repair	\$0.00	\$0.00	\$0.00		
	40 Vegetation Control - Chemical	\$0.00	\$100.00	\$40.27		
	45 Vegetation Control - Mechanical	\$0.00	\$0.00	\$0.00		
	50 Maintain Access Road	\$0.00	\$0.00	\$0.00		
	55 Clean & Inspect Inlet/Outlet Structures	\$0.00	\$0.00	\$0.00		
	60 Repair Inlet/Outlet Structures	\$0.00	\$0.00	\$0.00		
	65 Clean Storm Sewer Lines	\$0.00	\$0.00	\$0.00		
	70 Storm Sewer Line Repair	\$0.00	\$0.00	\$0.00		
	75 Clean/Flush Culverts & Bridges	\$0.00	\$0.00	\$0.00		
	80 Miscellaneous Work Activities	\$500.00	\$500.00	\$0.00		
	85 Engineering	\$0.00	\$0.00	\$0.00		
	90 Homeless Cleanup	\$500.00	\$500.00	\$367.71		
	TOTALS	\$7,500.00	\$7,600.00	\$735.42	10%	

Delays or problem areas:

Work completed during current quarter:

Work to be completed during next quarter:
 Channel Inspection, vegetation control and other work as assigned.

Consultant/
 Contractor: _____
 Project
 Manager: Dwayne Ako Phone Number: 702-455-7540

**REGIONAL FLOOD CONTROL DISTRICT
MAINTENANCE WORK PROGRAM
QUARTERLY STATUS REPORT - FY 2019 - 2020**

MWP Facility #: CO 18
 Facility Name: Bunkerville
 MP Facility ID: WVWA 0000-0038
 MP Facility ID: WVJE 0000-0065
 MP Facility ID: _____
 MP Facility ID: _____
 MP Facility ID: _____
 MP Facility ID: _____

Entity: CLARK COUNTY
 Date Prepared: 1/15/2020
 Quarter: 2nd Quarter

Force Account/Contract	Activity	Approved Work Plan Amount (\$)	Amended Work Plan Amount (\$)	Expended To Date (\$)	Percent Complete	Scheduled Completion Date
	3 Facility Assessment and Inventory	\$0.00	\$0.00	\$0.00		
	5 Inspect Channels	\$1,000.00	\$1,000.00	\$327.44		
	6 Inspect Levees, Deten/Debris Basins	\$2,000.00	\$2,000.00	\$1,432.44		
	8 Species Survey and Removal	\$0.00	\$0.00	\$0.00		
	10 Clean and Reshape Channels/Levees	\$0.00	\$0.00	\$0.00		
	15 Repair Lined Channel	\$0.00	\$0.00	\$0.00		
	20 Erosion Control and Repair	\$0.00	\$0.00	\$0.00		
	21 Provide/Maintain Dust Control	\$0.00	\$0.00	\$0.00		
	25 Clean Detention/Debris Basins	\$4,000.00	\$4,000.00	\$0.00		
	35 Fence Repair	\$1,000.00	\$1,000.00	\$0.00		
	40 Vegetation Control - Chemical	\$1,000.00	\$1,000.00	\$0.00		
	45 Vegetation Control - Mechanical	\$0.00	\$0.00	\$0.00		
	50 Maintain Access Road	\$0.00	\$0.00	\$0.00		
	55 Clean & Inspect Inlet/Outlet Structures	\$0.00	\$0.00	\$0.00		
	60 Repair Inlet/Outlet Structures	\$0.00	\$0.00	\$0.00		
	65 Clean Storm Sewer Lines	\$0.00	\$0.00	\$0.00		
	70 Storm Sewer Line Repair	\$0.00	\$0.00	\$0.00		
	75 Clean/Flush Culverts & Bridges	\$0.00	\$0.00	\$0.00		
	80 Miscellaneous Work Activities	\$1,000.00	\$1,000.00	\$0.00		
	85 Engineering	\$0.00	\$0.00	\$0.00		
	90 Homeless Cleanup	\$0.00	\$0.00	\$0.00		
	TOTALS	\$10,000.00	\$10,000.00	\$1,759.88	18%	

Delays or problem areas:

Work completed during current quarter:

Work to be completed during next quarter:
 Channel Inspection, vegetation control and other work as assigned.

Consultant/ Contractor: _____
 Project Manager: Dwayne Ako Phone Number: 702-455-7540

**REGIONAL FLOOD CONTROL DISTRICT
MAINTENANCE WORK PROGRAM
QUARTERLY STATUS REPORT - FY 2019 - 2020**

MWP Facility #: CC 19
 Facility Name: Pittman
 MP Facility ID: PTBL 0028-0157
 MP Facility ID: PTDC 0000-0005
 MP Facility ID: PTWA 0477-0738
 MP Facility ID: PTWB 0000-0016
 MP Facility ID: _____
 MP Facility ID: _____

Entity: CLARK COUNTY
 Date Prepared: 1/15/2020
 Quarter: 2nd Quarter

Force Account/ Contract	Activity	Approved Work Plan Amount (\$)	Amended Work Plan Amount (\$)	Expended To Date (\$)	Percent Complete	Scheduled Completion Date
	3 Facility Assessment and Inventory	\$1,000.00	\$1,000.00	\$0.00		
	5 Inspect Channels	\$3,000.00	\$3,000.00	\$286.52		
	6 Inspect Levees, Deter/Debris Basins	\$0.00	\$0.00	\$0.00		
	8 Species Survey and Removal	\$0.00	\$0.00	\$0.00		
	10 Clean and Reshape Channels/Levees	\$5,000.00	\$5,000.00	\$0.00		
	15 Repair Lined Channel	\$5,000.00	\$5,000.00	\$0.00		
	20 Erosion Control and Repair	\$0.00	\$0.00	\$0.00		
	21 Provide/Maintain Dust Control	\$0.00	\$0.00	\$0.00		
	25 Clean Detention/Debris Basins	\$0.00	\$0.00	\$0.00		
	35 Fence Repair	\$2,000.00	\$2,000.00	\$0.00		
	40 Vegetation Control - Chemical	\$2,500.00	\$2,500.00	\$154.98		
	45 Vegetation Control - Mechanical	\$5,000.00	\$5,000.00	\$0.00		
	50 Maintain Access Road	\$0.00	\$0.00	\$0.00		
	55 Clean & Inspect Inlet/Outlet Structures	\$0.00	\$0.00	\$0.00		
	60 Repair Inlet/Outlet Structures	\$0.00	\$0.00	\$0.00		
	65 Clean Storm Sewer Lines	\$1,500.00	\$1,500.00	\$0.00		
	70 Storm Sewer Line Repair	\$1,500.00	\$1,500.00	\$0.00		
	75 Clean/Flush Culverts & Bridges	\$0.00	\$0.00	\$0.00		
	80 Miscellaneous Work Activities	\$5,000.00	\$5,000.00	\$234.80		
	85 Engineering	\$0.00	\$0.00	\$0.00		
	90 Homeless Cleanup	\$10,000.00	\$10,000.00	\$2,156.15		
	TOTALS	\$41,500.00	\$41,500.00	\$2,832.45	7%	

Delays or problem areas:

Work completed during current quarter:

Work to be completed during next quarter:
 Channel Inspection, vegetation control and other work as assigned.

Consultant/
 Contractor: _____
 Project
 Manager: Dwayne Ako Phone Number: 702-455-7540

**REGIONAL FLOOD CONTROL DISTRICT
MAINTENANCE WORK PROGRAM
QUARTERLY STATUS REPORT - FY 2019 - 2020**

MWP Facility #: CC 20
 Facility Name: Indian Springs
 MP Facility ID: ISWE 0100-1001
 MP Facility ID: _____
 MP Facility ID: _____
 MP Facility ID: _____
 MP Facility ID: _____
 MP Facility ID: _____

Entity: CLARK COUNTY
 Date Prepared: 1/15/2020
 Quarter: 2nd Quarter

Force Account/ Contract	Activity	Approved Work Plan Amount (\$)	Amended Work Plan Amount (\$)	Expended To Date (\$)	Percent Complete	Scheduled Completion Date
	3 Facility Assessment and Inventory	\$0.00	\$0.00	\$0.00		
	5 Inspect Channels	\$2,000.00	\$2,000.00	\$0.00		
	6 Inspect Levees, Deter/Debris Basins	\$2,000.00	\$2,000.00	\$1,178.01		
	8 Species Survey and Removal	\$0.00	\$0.00	\$0.00		
	10 Clean and Reshape Channels/Levees	\$0.00	\$0.00	\$0.00		
	15 Repair Lined Channel	\$0.00	\$0.00	\$0.00		
	20 Erosion Control and Repair	\$1,500.00	\$1,500.00	\$0.00		
	21 Provide/Maintain Dust Control	\$0.00	\$0.00	\$0.00		
	25 Clean Detention/Debris Basins	\$2,500.00	\$2,500.00	\$0.00		
	35 Fence Repair	\$0.00	\$0.00	\$0.00		
	40 Vegetation Control - Chemical	\$0.00	\$0.00	\$0.00		
	45 Vegetation Control - Mechanical	\$0.00	\$0.00	\$0.00		
	50 Maintain Access Road	\$0.00	\$0.00	\$0.00		
	55 Clean & Inspect Inlet/Outlet Structures	\$0.00	\$0.00	\$0.00		
	60 Repair Inlet/Outlet Structures	\$0.00	\$0.00	\$0.00		
	65 Clean Storm Sewer Lines	\$0.00	\$0.00	\$0.00		
	70 Storm Sewer Line Repair	\$0.00	\$0.00	\$0.00		
	75 Clean/Flush Culverts & Bridges	\$0.00	\$0.00	\$0.00		
	80 Miscellaneous Work Activities	\$1,000.00	\$1,000.00	\$0.00		
	85 Engineering	\$0.00	\$0.00	\$0.00		
	90 Homeless Cleanup	\$1,000.00	\$1,000.00	\$573.01		
TOTALS		\$10,000.00	\$10,000.00	\$1,751.02	18%	

Delays or problem areas:

Work completed during current quarter:

Work to be completed during next quarter:
 Channel inspection, vegetation control and other work as assigned.

Consultant/
 Contractor: _____
 Project
 Manager: Dwayne Ako Phone Number: 702-455-7540

**REGIONAL FLOOD CONTROL DISTRICT
MAINTENANCE WORK PROGRAM
QUARTERLY STATUS REPORT - FY 2019 - 2020**

MWP Facility #: **CC 21**
 Facility Name: **Northern Beltway**
 MP Facility ID: **EKEA 0056-0338**
 MP Facility ID: **RCHB 0083, 0101, 0130, 0149, 0151**
 MP Facility ID: **GOBW 0000-0048**
 MP Facility ID: **GONO 0117-0335**
 MP Facility ID: _____
 MP Facility ID: _____

Entity: **CLARK COUNTY**
 Date Prepared: **1/15/2020**
 Quarter: **2nd Quarter**

Force Account/ Contract	Activity	Approved Work Plan Amount (\$)	Amended Work Plan Amount (\$)	Expended To Date (\$)	Percent Complete	Scheduled Completion Date
	3 Facility Assessment and Inventory	\$0.00	\$0.00	\$0.00		
	5 Inspect Channels	\$2,000.00	\$2,000.00	\$450.24		
	6 Inspect Levees, Deten/Debris Basins	\$0.00	\$0.00	\$0.00		
	8 Species Survey and Removal	\$0.00	\$0.00	\$0.00		
	10 Clean and Reshape Channels/Levees	\$0.00	\$0.00	\$0.00		
	15 Repair Lined Channel	\$2,000.00	\$2,000.00	\$0.00		
	20 Erosion Control and Repair	\$5,000.00	\$5,000.00	\$0.00		
	21 Provide/Maintain Dust Control	\$0.00	\$0.00	\$0.00		
	25 Clean Detention/Debris Basins	\$0.00	\$0.00	\$0.00		
	35 Fence Repair	\$3,000.00	\$3,000.00	\$0.00		
	40 Vegetation Control - Chemical	\$2,000.00	\$2,000.00	\$1,256.14		
	45 Vegetation Control - Mechanical	\$0.00	\$0.00	\$0.00		
	50 Maintain Access Road	\$0.00	\$0.00	\$0.00		
	55 Clean & Inspect Inlet/Outlet Structures	\$0.00	\$0.00	\$0.00		
	60 Repair Inlet/Outlet Structures	\$0.00	\$0.00	\$0.00		
	65 Clean Storm Sewer Lines	\$0.00	\$0.00	\$0.00		
	70 Storm Sewer Line Repair	\$0.00	\$0.00	\$0.00		
	75 Clean/Flush Culverts & Bridges	\$0.00	\$0.00	\$0.00		
	80 Miscellaneous Work Activities	\$10,000.00	\$10,000.00	\$339.71		
	85 Engineering	\$0.00	\$0.00	\$0.00		
	90 Homeless Cleanup	\$10,000.00	\$10,000.00	\$0.00		
	TOTALS	\$34,000.00	\$34,000.00	\$2,046.09	6%	

Delays or problem areas:

Work completed during current quarter:

Work to be completed during next quarter:
 Channel maintenance contract adjacent to beltway.
 Channel Inspection, vegetation control and other work as assigned.

Consultant/
 Contractor: _____
 Project
 Manager: Dwayne Ako Phone Number: 702-455-7540

**REGIONAL FLOOD CONTROL DISTRICT
MAINTENANCE WORK PROGRAM
FY20 2ND QUARTERLY STATUS REPORT**

MWP Facility#: 18005

Entity: CITY OF HENDERSON

Facility Name: C1 NORTH
C1CH 0000-0482, C1CT 0000-0076, C1DC 0000-0303, C1E1 0000-0086, C1EQ 0000-0287, C1FK 0000-0073, C1H1 0000-0003, C1H2 0000-0001, C1HV 0000-0300, C1IT 0273, C1LM 0000-0130,

Date Prepared: 12/31/2019

MP Facility ID: C1RT 0001-0044, LLMW 0000, LLMW 0128, LLMW 0203

Force Account/ Contract	Activity	Approved Work Plan Amount (\$)	Amended Work Plan Amount (\$)	Total Expenditures (\$)	Percent Complete	Scheduled Completion Date
3	Facility Assessment and Inventory	\$150,000.00	\$130,000.00	\$0.00	0%	
5	Inspect Channels	\$5,000.00	\$5,000.00	\$2,741.99	55%	
6	Inspect Levees/Detention and Debris Basins	\$5,000.00	\$5,000.00	\$4,032.27	81%	
8	Species Survey and Removal	\$5,000.00	\$0.00	\$0.00	0%	
10	Clean and Reshape Channels/Levees	\$32,220.00	\$18,009.19	\$6,641.42	37%	
15	Repair Lined Channel	\$29,000.00	\$9,000.00	\$0.00	0%	
20	Erosion Control and Repair	\$35,000.00	\$35,420.17	\$35,420.17	100%	
21	Provide/Maintain Dust Control	\$5,000.00	\$2,332.42	\$2,332.42	100%	
25	Clean Detention/Debris Basins	\$10,000.00	\$5,000.00	\$0.00	0%	
35	Fence Repair	\$3,000.00	\$3,139.83	\$3,139.83	100%	
40	Vegetation Control - Chemical	\$258.32	\$258.32	\$258.32	100%	
45	Vegetation Control - Mechanical	\$12,001.89	\$10,000.00	\$6,598.09	66%	
50	Maintain Access Road	\$500.00	\$0.00	\$0.00	0%	
55	Clean & Inspect Inlet/Outlet Structures	\$3,000.00	\$1,000.00	\$0.00	0%	
60	Repair Inlet/Outlet Structures					
65	Clean Storm Sewer Lines					
70	Storm Sewer Repair					
75	Clean/Flush Culverts & Bridges	\$6,000.00	\$0.00	\$0.00	0%	
80	Miscellaneous Work Activities	\$1,019.79	\$1,340.11	\$1,340.11	100%	
85	Engineering	\$55,000.00	\$118,000.00	\$117,806.99	100%	
90	Homeless Encampment Cleanup	\$8,500.00	\$0.00	\$0.00	0%	
TOTALS		\$363,500.00	\$343,500.00	\$180,311.61		Jun-2020

Delays or Problem Areas:

Black Mountain DB Sediment and Debris Removal delayed due to Nevada Division of Environmental Protection and Clark County Department of Air Quality Issue.

Work completed during prior fiscal year:

Act 3 - Select a consultant to start the Asset Management Program for Regional Flood Control Facilities. Act 40, Act 45 - C1 Channel remove vegetation and re-establish flowline in natural portion of C1 Channel downstream of Tuscany subdivision. Act 15, Act 21, Act 25, Act 50 - East C - 1 Detention Basin (C1DC 0302 and C1DC 0303); response to Nevada Division of Water Resources-Dam Safety Engineer's Office requirement of immediate action. Act 25 - Drake Channel Confluence. Other expenditures on this facility were for regular maintenance activities.

Work to be completed during current fiscal year:

Act 3 - Consultant to start the Asset Management Program for Regional Flood Control Facilities. Other budgeted funding to be expended on this facility for regular maintenance activities.

Consultant/

Contractor:

Project

Manager:

Albert J. Jankowski

(702) 267-3024

**REGIONAL FLOOD CONTROL DISTRICT
MAINTENANCE WORK PROGRAM
FY20 2ND QUARTERLY STATUS REPORT**

MWP Facility#: H999 Entity: CITY OF HENDERSON
 Facility Name: C1 SOUTH Date Prepared: 12/31/2019
 C1BH 0000-0214, C1CH 0455-0674, C1CH 0711, C1CH 0742-1138, C1GW 0000-0061, C1U1 0000-0062, C1US 0000-0078
 MP Facility ID: 0062, C1US 0000-0078

Force Account/ Contract	Activity	Approved Work Plan Amount (\$)	Amended Work Plan Amount (\$)	Total Expenditures (\$)	Percent Complete	Scheduled Completion Date
3	Facility Assessment and Inventory	\$150,000.00	\$126,216.16	\$0.00	0%	
5	Inspect Channels	\$3,500.00	\$3,500.00	\$2,443.63	70%	
6	Inspect Levees/Detention and Debris Basins	\$5,000.00	\$5,000.00	\$2,477.23	50%	
8	Species Survey and Removal					
10	Clean and Reshape Channels/Levees	\$15,500.00	\$15,500.00	\$181.35	1%	
15	Repair Lined Channel	\$14,000.00	\$14,000.00	\$0.00	0%	
20	Erosion Control and Repair	\$10,000.00	\$10,000.00	\$0.00	0%	
21	Provide/Maintain Dust Control	\$10,000.00	\$10,000.00	\$0.00	0%	
25	Clean Detention/Debris Basins	\$10,000.00	\$10,000.00	\$0.00	0%	
35	Fence Repair	\$17,000.00	\$13,500.00	\$2,627.62	19%	
40	Vegetation Control - Chemical					
45	Vegetation Control - Mechanical	\$25,000.00	\$25,000.00	\$0.00	0%	
50	Maintain Access Road					
55	Clean & Inspect Inlet/Outlet Structures	\$500.00	\$500.00	\$0.00	0%	
60	Repair Inlet/Outlet Structures					
65	Clean Storm Sewer Lines					
70	Storm Sewer Repair					
75	Clean/Flush Culverts & Bridges	\$1,000.00	\$1,000.00	\$0.00	0%	
80	Miscellaneous Work Activities	\$5,000.00	\$5,000.00	\$116.48	2%	
85	Engineering	\$5,000.00	\$8,500.00	\$8,234.12	97%	
90	Homeless Encampment Cleanup	\$6,500.00	\$6,500.00	\$1,175.92	18%	
	TOTALS	\$278,000.00	\$254,216.16	\$17,256.35		Jun-2020
Delays or Problem Areas:						
Work completed during prior fiscal year:						
Act 3 - Select a consultant to start the Asset Management Program for Regional Flood Control Facilities. Act 21, Act 25 and Act 85 - Completed remainder of Mission Hills Detention Basin debris and sediment removal at C1CH 0854. Other expenditures on this facility were for regular maintenance activities.						
Work to be completed during current fiscal year:						
Act 3 - Consultant to start the Asset Management Program for Regional Flood Control Facilities. Other budgeted funding to be expended on this facility for regular maintenance activities.						

Consultant/
Contractor: _____
 Project
Manager: Albert J. Janikowski (702) 287-3024

**REGIONAL FLOOD CONTROL DISTRICT
MAINTENANCE WORK PROGRAM
FY20 2ND QUARTERLY STATUS REPORT**

MWP Facility#: HNS7
 Facility Name: PITTMAN CENTRAL NE
 MP Facility ID: PTBR 0067-0176, PTGB 0089-0249, PTYW 0000-0167

Entity: CITY OF HENDERSON
 Date Prepared: 12/31/2019

Force Account/ Contract	Activity	Approved Work Plan Amount (\$)	Amended Work Plan Amount (\$)	Total Expenditures (\$)	Percent Complete	Scheduled Completion Date
3	Facility Assessment and Inventory					
5	Inspect Channels	\$1,800.00	\$1,800.00	\$698.32	39%	
6	Inspect Levees/Detention and Debris Basins	\$2,000.00	\$2,000.00	\$1,083.89	54%	
8	Species Survey and Removal					
10	Clean and Reshape Channels/Levees	\$30,500.00	\$30,500.00	\$3,301.39	11%	
15	Repair Lined Channel	\$9,000.00	\$9,000.00	\$0.00	0%	
20	Erosion Control and Repair	\$1,000.00	\$1,000.00	\$0.00	0%	
21	Provide/Maintain Dust Control	\$2,000.00	\$2,000.00	\$763.96	38%	
25	Clean Detention/Debris Basins	\$50,000.00	\$50,000.00	\$5,826.10	12%	
35	Fence Repair	\$17,000.00	\$17,000.00	\$80.45	0%	
40	Vegetation Control - Chemical		\$221.41	\$221.41	100%	
45	Vegetation Control - Mechanical	\$21,772.33	\$18,207.35	\$2,856.16	16%	
50	Maintain Access Road					
55	Clean & Inspect Inlet/Outlet Structures	\$1,127.67	\$1,127.67	\$1,127.67	100%	
60	Repair Inlet/Outlet Structures					
65	Clean Storm Sewer Lines					
70	Storm Sewer Repair					
75	Clean/Flush Culverts & Bridges	\$1,000.00	\$1,000.00	\$0.00	0%	
80	Miscellaneous Work Activities					
85	Engineering	\$4,600.00	\$8,000.00	\$7,978.63	100%	
90	Homeless Encampment Cleanup	\$2,500.00	\$2,443.57	\$2,443.57	100%	
	TOTALS	\$144,300.00	\$144,300.00	\$26,381.55		Jun-2020
Delays or Problem Areas:						
Work completed during prior fiscal year:						
Expenditures on this facility were for regular maintenance activities.						
Work to be completed during current fiscal year:						
Budgeted funding to be expended on this facility for regular maintenance activities.						

Consultant/
 Contractor: _____
 Project
 Manager: Albert J. Jankovich (702) 267-3024

**REGIONAL FLOOD CONTROL DISTRICT
MAINTENANCE WORK PROGRAM
FY20 2ND QUARTERLY STATUS REPORT**

MWP Facility#: HN69
Facility Name: PITTMAN CENTRAL SE

Entity: CITY OF HENDERSON
Date Prepared: 12/31/2019

MP Facility ID: PTHR 0000-0210, PTIS 0000-0258, PTPD 0010-0063, PTRR 0000-0135, PTWH 0000-0116

Force Account/ Contract	Activity	Approved Work Plan Amount (\$)	Amended Work Plan Amount (\$)	Total Expenditures (\$)	Percent Complete	Scheduled Completion Date
3	Facility Assessment and Inventory					
5	Inspect Channels	\$2,365.00	\$3,600.44	\$3,600.44	100%	
6	Inspect Levees/Detention and Debris Basins	\$1,000.00	\$1,000.00	\$193.90	19%	
8	Species Survey and Removal					
10	Clean and Reshape Channels/Levees	\$20,500.00	\$20,500.00	\$1,707.68	8%	
15	Repair Lined Channel	\$459,000.00	\$459,000.00	\$0.00	0%	
20	Erosion Control and Repair	\$270.00	\$266.39	\$266.39	100%	
21	Provide/Maintain Dust Control	\$2,000.00	\$768.17	\$0.00	0%	
25	Clean Detention/Debris Basins					
35	Fence Repair	\$14,000.00	\$14,000.00	\$5,299.86	38%	
40	Vegetation Control - Chemical					
45	Vegetation Control - Mechanical	\$43,365.00	\$43,365.00	\$4,066.43	9%	
50	Maintain Access Road					
55	Clean & Inspect Inlet/Outlet Structures					
60	Repair Inlet/Outlet Structures					
65	Clean Storm Sewer Lines					
70	Storm Sewer Repair					
75	Clean/Flush Culverts & Bridges	\$6,000.00	\$6,000.00	\$5,921.59	99%	
80	Miscellaneous Work Activities					
85	Engineering	\$77,500.00	\$77,500.00	\$33,263.79	43%	
90	Homeless Encampment Cleanup	\$8,500.00	\$8,500.00	\$1,898.21	29%	
TOTALS		\$632,500.00	\$632,500.00	\$56,218.29		Jun-2020

Delays or Problem Areas:

I-515 Channel repair delayed due to the need for additional engineering analysis prior to construction.

Work completed during prior fiscal year:

Expenditures on this facility were for regular maintenance activities.

Work to be completed during current fiscal year:

Act 18, Act 85 - I-515 Channel (PTIS 0029-0166); re-establish the channel and repair the Reno mattresses along the I-515 near Horizon and Horizon Ridge. Budgeted funding to be expended on this facility for regular maintenance activities.

Consultant/
Contractor:
Project
Manager: Albert J. Janowski (702) 267-3024

**REGIONAL FLOOD CONTROL DISTRICT
MAINTENANCE WORK PROGRAM
FY20 2ND QUARTERLY STATUS REPORT**

MWP Facility#: NR09
 Facility Name: PITTMAN CENTRAL MW
 DCWA 0848-0670, PTDC 0026-0237, PTPE 0000-0166, PTRW 0000-0170, PTSW 0000-0129,
 MP Facility ID: PTWA 0000-0478, WWDC 0000-0108

Entity: CITY OF HENDERSON
 Date Prepared: 12/31/2019

Force Account/ Contract	Activity	Approved Work Plan Amount (\$)	Amended Work Plan Amount (\$)	Total Expenditures (\$)	Percent Complete	Scheduled Completion Date
3	Facility Assessment and Inventory					
5	Inspect Channels	\$6,500.00	\$1,200.00	\$596.69	50%	
6	Inspect Levees/Detention and Debris Basins	\$2,000.00	\$608.75	\$608.75	100%	
8	Species Survey and Removal					
10	Clean and Reshape Channels/Levees	\$40,500.00	\$28,800.88	\$18,300.88	64%	
15	Repair Lined Channel	\$29,000.00	\$9,000.00	\$0.00	0%	
20	Erosion Control and Repair	\$30,000.00	\$3,160.50	\$3,160.50	100%	
21	Provide/Maintain Dust Control	\$5,500.00	\$1,948.90	\$1,948.90	100%	
25	Clean Detention/Debris Basins	\$2,000.00	\$0.00	\$0.00	0%	
35	Fence Repair	\$17,000.00	\$16,580.24	\$7,580.24	46%	
40	Vegetation Control - Chemical	\$4,745.00	\$1,250.62	\$1,250.62	100%	
45	Vegetation Control - Mechanical	\$29,000.00	\$154,000.00	\$144,720.49	94%	
50	Maintain Access Road					
55	Clean & Inspect Inlet/Outlet Structures					
60	Repair Inlet/Outlet Structures	\$250,000.00	\$250,000.00	\$0.00	0%	
65	Clean Storm Sewer Lines					
70	Storm Sewer Repair					
75	Clean/Flush Culverts & Bridges	\$1,255.00	\$1,254.29	\$1,254.29	100%	
80	Miscellaneous Work Activities	\$500.00	\$376.29	\$376.29	100%	
85	Engineering	\$57,500.00	\$57,500.00	\$48,111.05	84%	
90	Homeless Encampment Cleanup	\$6,500.00	\$103.39	\$103.39	100%	
TOTALS		\$482,000.00	\$525,783.84	\$228,012.07		Jun-2020

Delays or Problem Areas:

Work completed during prior fiscal year:

Act 15 - Whitney Channel (WWDC 0054-0055); Repair approximately 150 feet of lined channel. Act 85 - Sandwedge Channel (PTSW 0019); Engineering evaluation recommendation and construction estimate for repair on the culvert headwall. Other expenditures on this facility were for regular maintenance activities.

Work to be completed during current fiscal year:

Act 15, Act 85 - Construction and repair of culvert headwall at Sandwedge Channel. Act 85 - Structural review and recommendations for repair of energy dissipator (PTWA 0078) and prepare plans for repair of unlined embankment at PTWA 0346. Other budgeted funding to be expended on this facility for regular maintenance activities.

Consultant/
 Contractor:
 Project
 Manager:

Albert J. Janowski

(702) 287-3024

11:11:58

**REGIONAL FLOOD CONTROL DISTRICT
MAINTENANCE WORK PROGRAM
FY20 2ND QUARTERLY STATUS REPORT**

MWP Facility#: HN70 Entity: CITY OF HENDERSON
 Facility Name: PITTMAN CENTRAL SW Date Prepared: 12/31/2019
 PTDW 0000-0088, PTFD 0000-0111, PTLM 0000-0078, PTMR 0000-0399, PTRE 0000-0267, PTST 0000-0170, PTYV 0000-0005
 MP Facility ID: 0000-0170, PTVV 0000-0005

Force Account/ Contract	Activity	Approved Work Plan Amount (\$)	Amended Work Plan Amount (\$)	Total Expenditures (\$)	Percent Complete	Scheduled Completion Date
3	Facility Assessment and Inventory					
5	Inspect Channels	\$2,500.00	\$2,500.00	\$842.11	34%	
6	Inspect Levees/Detention and Debris Basins					
8	Species Survey and Removal					
10	Clean and Reshape Channels/Levees	\$20,500.00	\$20,226.00	\$0.00	0%	
15	Repair Lined Channel	\$9,000.00	\$9,000.00	\$0.00	0%	
20	Erosion Control and Repair					
21	Provide/Maintain Dust Control	\$1,000.00	\$0.00	\$0.00	0%	
25	Clean Detention/Debris Basins	\$5,000.00	\$2,500.00	\$0.00	0%	
35	Fence Repair	\$11,000.00	\$11,000.00	\$370.92	3%	
40	Vegetation Control - Chemical					
45	Vegetation Control - Mechanical	\$26,774.00	\$26,774.00	\$3,882.25	15%	
50	Maintain Access Road					
55	Clean & Inspect Inlet/Outlet Structures					
60	Repair Inlet/Outlet Structures					
65	Clean Storm Sewer Lines					
70	Storm Sewer Repair					
75	Clean/Flush Culverts & Bridges	\$1,000.00	\$1,000.00	\$0.00	0%	
80	Miscellaneous Work Activities					
85	Engineering	\$3,226.00	\$7,000.00	\$6,085.66	87%	
90	Homeless Encampment Cleanup					
TOTALS		\$80,000.00	\$80,000.00	\$11,180.94		Jun-2020

Delays or Problem Areas:

Work completed during prior fiscal year:

Expenditures on this facility were for regular maintenance activities.

Work to be completed during current fiscal year:

Budgeted funding to be expended on this facility for regular maintenance activities.

Consultant/
 Contractor: _____
 Project
 Manager: Albert J. Janowick (702) 267-3024

**REGIONAL FLOOD CONTROL DISTRICT
MAINTENANCE WORK PROGRAM
FY20 2ND QUARTERLY STATUS REPORT**

MWP Facility#: HN71
Facility Name: PITTMAN ANTHEM INSPIRADA

Entity: CITY OF HENDERSON
Date Prepared: 12/31/2019

MP Facility ID: PTAD 0000-0070, PTAN 0000-0280, PTAT 0000-0007, PTCR 0000-0036, PTDY 0000, PTEA 0493-0773, PTOG 0000-0018, PTPN 0000-0039, PTRD 0000-0055, PTSA 0000-0091, PTSE 0000-0348, PTSN 0000-0063, PTSS 0000-0012, PTWS 0000-0063

Force Account/ Contract	Activity	Approved Work Plan Amount (\$)	Amended Work Plan Amount (\$)	Total Expenditures (\$)	Percent Complete	Scheduled Completion Date
3	Facility Assessment and Inventory					
5	Inspect Channels	\$5,000.00	\$5,000.00	\$2,317.92	46%	
6	Inspect Levees/Detention and Debris Basins	\$5,000.00	\$5,000.00	\$2,532.69	51%	
8	Species Survey and Removal					
10	Clean and Reshape Channels/Levees	\$20,500.00	\$19,971.66	\$734.34	4%	
15	Repair Lined Channel	\$9,000.00	\$9,000.00	\$0.00	0%	
20	Erosion Control and Repair					
21	Provide/Maintain Dust Control	\$5,000.00	\$5,000.00	\$0.00	0%	
25	Clean Detention/Debris Basins	\$15,000.00	\$15,000.00	\$0.00	0%	
35	Fence Repair	\$14,000.00	\$14,000.00	\$5,575.84	40%	
40	Vegetation Control - Chemical					
45	Vegetation Control - Mechanical	\$28,950.00	\$28,950.00	\$0.00	0%	
50	Maintain Access Road	\$500.00	\$500.00	\$0.00	0%	
55	Clean & Inspect Inlet/Outlet Structures	\$2,500.00	\$1,000.00	\$0.00	0%	
60	Repair Inlet/Outlet Structures					
65	Clean Storm Sewer Lines	\$1,000.00	\$500.00	\$0.00	0%	
70	Storm Sewer Repair					
75	Clean/Flush Culverts & Bridges	\$2,000.00	\$1,500.00	\$0.00	0%	
80	Miscellaneous Work Activities	\$400.00	\$478.34	\$478.34	100%	
85	Engineering	\$4,050.00	\$7,000.00	\$6,565.64	94%	
90	Homeless Encampment Cleanup					
	TOTALS	\$112,900.00	\$112,900.00	\$18,204.77		Jun-2020
Delays or Problem Areas:						
Work completed during prior fiscal year:						
Expenditures on this facility were for regular maintenance activities.						
Work to be completed during current fiscal year:						
Budgeted funding to be expended on this facility for regular maintenance activities.						

Consultant/
Contractor:
Project
Manager: Albert J. Jankowski (702) 267-3024

**REGIONAL FLOOD CONTROL DISTRICT
MAINTENANCE WORK PROGRAM
FY20 2ND QUARTERLY STATUS REPORT**

MWP Facility#: HN72 Entity: CITY OF HENDERSON
 Facility Name: PITTMAN SEVEN HILLS Date Prepared: 12/31/2019
 MP Facility ID: PTAP 0000-0191, PTEA 0000-0244, PTEA 0437-0439, PTGV 0000-0073, PTHD 0000-0020, PTPW 0000-0008, PTHH 0011-0084

Force Account/ Contract	Activity	Approved Work Plan Amount (\$)	Amended Work Plan Amount (\$)	Total Expenditures (\$)	Percent Complete	Scheduled Completion Date
3	Facility Assessment and Inventory					
5	Inspect Channels	\$2,500.00	\$2,500.00	\$1,665.49	67%	
6	Inspect Levees/Detention and Debris Basins	\$6,000.00	\$6,000.00	\$3,981.69	66%	
8	Species Survey and Removal					
10	Clean and Reshape Channels/Levees	\$20,500.00	\$20,500.00	\$797.17	4%	
15	Repair Lined Channel	\$19,000.00	\$19,000.00	\$0.00	0%	
20	Erosion Control and Repair					
21	Provide/Maintain Dust Control	\$10,000.00	\$10,000.00	\$822.74	8%	
25	Clean Detention/Debris Basins	\$10,000.00	\$10,000.00	\$0.00	0%	
35	Fence Repair	\$14,000.00	\$14,000.00	\$703.14	5%	
40	Vegetation Control - Chemical					
45	Vegetation Control - Mechanical	\$26,164.93	\$22,855.20	\$0.00	0%	
50	Maintain Access Road					
55	Clean & Inspect Inlet/Outlet Structures	\$2,016.00	\$2,015.73	\$2,015.73	100%	
60	Repair Inlet/Outlet Structures	\$129.07	\$129.07	\$129.07	100%	
65	Clean Storm Sewer Lines					
70	Storm Sewer Repair					
75	Clean/Flush Culverts & Bridges	\$1,000.00	\$1,000.00	\$0.00	0%	
80	Miscellaneous Work Activities					
85	Engineering	\$2,690.00	\$6,000.00	\$5,284.60	88%	
90	Homeless Encampment Cleanup					
TOTALS		\$114,000.00	\$114,000.00	\$15,399.63		Jun-2020

Delays or Problem Areas:

Work completed during prior fiscal year:

Act 45 - Pittman Anthem Parkway Channel (PTAP 0005-0045); vegetation removal and disposal. Other expenditures on this facility were for regular maintenance activities.

Work to be completed during current fiscal year:

Budgeted funding to be expended on this facility for regular maintenance activities.

Consultant/
Contractor: _____
Project
Manager: Albert J. Jankowski (702) 267-3024

**REGIONAL FLOOD CONTROL DISTRICT
MAINTENANCE WORK PROGRAM
FY20 2ND QUARTERLY STATUS REPORT**

MWP Facility#: HN73
 Facility Name: PITTMAN WEST HENDERSON

Entity: CITY OF HENDERSON
 Date Prepared: 12/31/2019

MP Facility ID: DCLA 0035, DCN1 0000, PTBE 0140, PTN2 0000-0251, PTN3 0000, PTN5 0000, PTN6 0000, PTN7 0001, PTN8 0000-0039, PTN9 0000-0027, PTNO 0138-0198, PTSO 0104-0153, PTWA 0815-0983

Force Account/Contract	Activity	Approved Work Plan Amount (\$)	Amended Work Plan Amount (\$)	Total Expenditures (\$)	Percent Complete	Scheduled Completion Date
	3 Facility Assessment and Inventory					
	5 Inspect Channels	\$500.00	\$500.00	\$227.56	46%	
	6 Inspect Levees/Detention and Debris Basins	\$5,000.00	\$5,000.00	\$0.00	0%	
	8 Species Survey and Removal					
	10 Clean and Reshape Channels/Levees	\$5,000.00	\$5,000.00	\$0.00	0%	
	15 Repair Lined Channel					
	20 Erosion Control and Repair					
	21 Provide/Maintain Dust Control					
	25 Clean Detention/Debris Basins	\$10,000.00	\$10,000.00	\$0.00	0%	
	35 Fence Repair	\$1,000.00	\$1,000.00	\$0.00	0%	
	40 Vegetation Control - Chemical					
	45 Vegetation Control - Mechanical	\$18,500.00	\$16,000.00			
	50 Maintain Access Road					
	55 Clean & Inspect Inlet/Outlet Structures					
	60 Repair Inlet/Outlet Structures					
	65 Clean Storm Sewer Lines					
	70 Storm Sewer Repair					
	75 Clean/Flush Culverts & Bridges	\$1,000.00	\$1,000.00			
	80 Miscellaneous Work Activities					
	85 Engineering	\$2,500.00	\$5,000.00	\$4,467.59	89%	
	90 Homeless Encampment Cleanup					
	TOTALS	\$43,500.00	\$43,500.00	\$4,695.15		Jun-2020

Delays or Problem Areas:

Work completed during prior fiscal year:

Expenditures on this facility were for regular maintenance activities.

Work to be completed during current fiscal year:

Budgeted funding to be expended on this facility for regular maintenance activities.

Consultant/
 Contractor: _____
 Project
 Manager: Albert J. Jankowski (702) 267-3024

**REGIONAL FLOOD CONTROL DISTRICT
MAINTENANCE WORK PROGRAM
SECOND QUARTER - FY 2019-20**

MWP Facility #: LV51
 Facility Name: Cedar Avenue Channel/Nellis System
 MP Facility ID: CACH 0000 - 0148,
CABZ 0000 - 0010, CACN 0000 - 0049,
LVBZ 0166 - 0223

Entity: City of Las Vegas
 Date Prepared: 1/28/2020

Force Account/Contract	Activity	Work Plan Amount (\$)	Amended Work Plan Amount (\$)	Expended To Date (\$)	Percent Complete	Scheduled Completion Date *
FA	03 Facility Assessment and Inventory	\$5,000.00	\$5,000.00			Jun-20
FA	05 Inspect Channels	\$1,000.00	\$1,000.00			Jun-20
	06 Inspect Levees/Detention and Debris Basins					
	08 Species Survey and Removal	\$5,000.00	\$5,000.00			Jun-20
FA	10 Clean and Reshape Channels/Levees	\$15,000.00	\$5,000.00			Jun-20
FA	15 Repair Lined Channel	\$5,000.00	\$5,000.00			Jun-20
	20 Erosion Control and Repair	\$10,000.00	\$5,000.00			Jun-20
	21 Provide/Maintain Dust Control					
	25 Clean Detention Debris Basins					
	35 Fence Repair	\$10,000.00	\$10,000.00	\$4,766.47		Jun-20
	40 Vegetation Control - Chemical	\$5,000.00	\$5,000.00			Jun-20
	45 Vegetation Control - Mechanical	\$10,000.00	\$10,000.00			Jun-20
	50 Maintain Access Road					
FA	55 Clean & Inspect Inlet/Outlet Structures	\$10,000.00	\$5,000.00			Jun-20
	60 Repair Inlet/Outlet Structures					
FA	65 Clean Storm Sewer Lines	\$2,000.00	\$2,000.00			Jun-20
FA	70 Storm Sewer Repair	\$1,000.00	\$1,000.00			Jun-20
FA	75 Clean/Flush Culverts & Bridges	\$2,000.00	\$2,000.00			Jun-20
FA	80 Miscellaneous Work Activities	\$13,000.00	\$3,000.00			Jun-20
FA	85 Engineering	\$1,000.00	\$31,000.00	\$23,867.32		Jun-20
FA	90 Homeless Encampment Cleanup	\$5,000.00	\$5,000.00			Jun-20
	TOTALS	\$100,000.00	\$100,000.00	\$28,633.79	28.6%	

Delays or Problem Areas:

Work completed during prior Fiscal Year:
 Cleaned Cedar Avenue channel twice a year (CACH 0000-0148) and graffiti removal. Routine maintenance work activities.

Work to be completed during current Fiscal Year:
 Inspect and clean storm drain facilities. Clean open channel twice a year (CACH 0000-0148) and graffiti removal. Routine maintenance work activities.

Consultant/Contractor: N/A
 Project Manager: Oh Sang Kwon, P.E./Matthew Meyer, P.E. Phone Number: 702-229-6541

**REGIONAL FLOOD CONTROL DISTRICT
MAINTENANCE WORK PROGRAM
SECOND QUARTER - FY 2019-20**

MWP Facility #: LV52
 Facility Name: Gowan/Angel Pk/Lone Mtn System
 MP Facility ID: GONO 0000 - 0110, GOSO 0000 - 0462, GODU 0000 - 0050, GOL5 0000-0032
G00F 0427 - 0775, GOCR 0180 - 0201, GOLB 0000 - 0030, GOL3 0000-0214
GOLM 0000 - 0277, GOBU 0000 - 0136, GOBW 0051-0310, GOBX 0000-0009
APDG 0000 - 0060, APOF 0000 - 0124, APP1 0000 - 0056, GOTE 0000, GOB3 0000
GO02 0000 - 0257, APNO 0015, APNO 0012, GOLO 0152-0332, APNO 0001-0004
APSP 0000 - 0183, APBE 0000 - 0122, APSO 0000, APSO 0020, GOBE 0000-0139
APSO 0204, APSO 0254, APSO 0255, APSO 0345, APMD 0027, APD2 0000 - 0002
APMD 0132, APMD 0190 - 0258, GOL2 0000 - 0014, APD3 0000 - 0021, GOWC 0000,
GOL4 0000 - 0026, APFH 0000 - 0089, APM5 0000, APAD 0000 - 0225, APCB 0000 - 0080

Entity: City of Las Vegas
 Date Prepared: 1/28/2020

Force Account/ Contract	Activity	Work Plan Amount (\$)	Amended Work Plan Amount (\$)	Expended To Date (\$)	Percent Complete	Scheduled Completion Date *
FA 03	Facility Assessment and Inventory	\$7,000.00	\$7,000.00			Jun-20
FA 05	Inspect Channels	\$6,000.00	\$6,000.00			Jun-20
FA 06	Inspect Levees/Detention and Debris Basins	\$5,000.00	\$5,000.00			Jun-20
FA 08	Species Survey and Removal	\$20,000.00	\$20,000.00			Jun-20
	10 Clean and Reshape Channels/Levees	\$10,000.00	\$10,000.00			Jun-20
FA 15	Repair Lined Channel	\$25,000.00	\$20,000.00			Jun-20
FA 20	Erosion Control and Repair	\$50,000.00	\$50,000.00			Jun-20
FA 21	Provide Minimum Dust Control	\$10,000.00	\$10,000.00			Jun-20
FA 25	Clean Detention Debris Basins	\$95,000.00	\$20,000.00			Jun-20
FA 35	Fence Repair	\$50,000.00	\$50,000.00			Jun-20
	40 Vegetation Control - Chemical	\$2,000.00	\$2,000.00			Jun-20
FA 45	Vegetation Control - Mechanical	\$20,000.00	\$20,000.00			Jun-20
	50 Maintain Access Road	\$5,000.00	\$5,000.00			Jun-20
FA 55	Clean & Inspect Inlet/Outlet Structures	\$40,000.00	\$40,000.00			Jun-20
FA 60	Repair Inlet/Outlet Structures	\$120,000.00	\$32,000.00			Jun-20
	65 Clean Storm Sewer Lines	\$10,000.00	\$10,000.00			Jun-20
FA 70	Storm Sewer Repair	\$40,000.00	\$40,000.00			Jun-20
FA 75	Clean/Flush Culverts & Bridges	\$45,000.00	\$45,000.00			Jun-20
FA 80	Miscellaneous Work Activities	\$10,000.00	\$10,000.00			Jun-20
FA 85	Engineering	\$50,000.00	\$50,000.00	\$23,313.29		Jun-20
FA 90	Homeless Encampment Cleanup	\$10,000.00	\$10,000.00			Jun-20
TOTALS		\$700,000.00	\$462,000.00	\$23,313.29	3.3%	

Delays or Problem Areas:

Work completed during prior Fiscal Year:

Reseal joints along the beltway channel. Cleaned and inspected detention basins. Removed sediments along the beltway channel. Re-applied Joint Seal in Gowan North DB. Routine maintenance work activities.

Work to be completed during current Fiscal Year:

Graffiti and trash removal. Vegetation control and sediment removal throughout the detention basins. Construct Maintenance Access Road to Gowan South and North DB. Install Trash Rack and erosion repair in Lone Mountain DB. Routine maintenance work activities.

Consultant/Contractor: N/A
 Project Manager: Oh Sang Kwon, P.E./Matthew Meyer, P.E. Phone Number: 702-229-6541

**REGIONAL FLOOD CONTROL DISTRICT
MAINTENANCE WORK PROGRAM
SECOND QUARTER - FY 2019-20**

MWP Facility #: LV53
 Facility Name: Lake Mead/Smoke Ranch/Washington System
 MP Facility ID: LVLM 0336 - 0525, LVSR 0312 - 0525,
LV15 0284 - 0474, LVOW 0000 - 0355,
LVRA 0000 - 0066, LVPK 0000 - 0130

Entity: City of Las Vegas
 Date Prepared: 1/28/2020

Force Account/Contract	Activity	Work Plan Amount (\$)	Amended Work Plan Amount (\$)	Expended To Date (\$)	Percent Complete	Scheduled Completion Date *
FA 03	Facility Assessment and Inventory	\$5,000.00				Jun-20
FA 05	Inspect Channels	\$10,000.00				Jun-20
	06 Inspect Levees/Detention and Debris Basins					
	08 Species Survey and Removal					
FA 10	Clean and Reshape Channels/Levees	\$2,500.00				Jun-20
FA 15	Repair Lined Channel	\$3,500.00				Jun-20
	20 Erosion Control and Repair					
	21 Provide/Maintain Dust Control					
	25 Clean Detention Debris Basins					
FA 35	Fence Repair	\$2,000.00				Jun-20
	40 Vegetation Control - Chemical					
	45 Vegetation Control - Mechanical					
	50 Maintain Access Road					
FA 55	Clean & Inspect Inlet/Outlet Structures	\$16,000.00				Jun-20
FA 60	Repair Inlet/Outlet Structures	\$5,000.00				Jun-20
FA 65	Clean Storm Sewer Lines	\$2,500.00				Jun-20
FA 70	Storm Sewer Repair	\$28,000.00				Jun-20
	75 Clean/Flush Culverts & Bridges	\$15,000.00				Jun-20
FA 80	Miscellaneous Work Activities	\$2,500.00				Jun-20
FA 85	Engineering	\$3,000.00		\$2,638.33		Jun-20
FA 90	Homeless Encampment Cleanup	\$5,000.00				Jun-20
TOTALS		\$100,000.00	\$0.00	\$2,638.33	2.6%	

Delays or Problem Areas:

Work completed during prior Fiscal Year:

Routine maintenance work activities.

Work to be completed during current Fiscal Year:

Remove debris, clean drop inlets, and repair any damages. Routine maintenance work activities.

Consultant/Contractor: N/A
 Project Manager: Oh Sang Kwon, P.E./Matthew Meyer, P.E. Phone Number: 702-229-6541

**REGIONAL FLOOD CONTROL DISTRICT
MAINTENANCE WORK PROGRAM
SECOND QUARTER - FY 2019-20**

MWP Facility #: LV54

Entity: City of Las Vegas

Facility Name: Las Vegas Wash System

Date Prepared: 1/28/2020

MP Facility ID: LVMD 1069 - 1354

Force Account/Contract	Activity	Work Plan Amount (\$)	Amended Work Plan Amount (\$)	Expended To Date (\$)	Percent Complete	Scheduled Completion Date *
FA 03	Facility Assessment and Inventory	\$25,000.00				Jun-20
FA 05	Inspect Channels	\$20,000.00				Jun-20
	06 Inspect Levees/Detention and Debris Basins					
FA 08	Species Survey and Removal	\$10,000.00				Jun-20
FA 10	Clean and Reshape Channels/Levees	\$75,000.00	\$51,000.00	\$50,187.60		Jun-20
FA 15	Repair Lined Channel	\$300,000.00	\$300,000.00			Jun-20
	20 Erosion Control and Repair	\$5,000.00				Jun-20
	21 Provide/Maintain Dust Control					
	25 Clean Detention Debris Basins		\$1,000.00	\$541.49		
FA 35	Fence Repair	\$20,000.00	\$49,000.00	\$48,318.44		Jun-20
	40 Vegetation Control - Chemical					
FA 45	Vegetation Control - Mechanical	\$173,000.00	\$121,000.00	\$120,764.00		Jun-20
	50 Maintain Access Road	\$2,000.00	\$51,000.00	\$50,187.60		Jun-20
	55 Clean & Inspect Inlet/Outlet Structures					
	60 Repair Inlet/Outlet Structures		\$201,000.00	\$200,750.40		
	65 Clean Storm Sewer Lines					
FA 70	Storm Sewer Repair	\$5,000.00				Jun-20
FA 75	Clean/Flush Culverts & Bridges	\$5,000.00	\$16,000.00	\$15,755.91		Jun-20
FA 80	Miscellaneous Work Activities	\$10,000.00	\$104,000.00	\$103,677.77		Jun-20
FA 85	Engineering	\$30,000.00	\$44,000.00	\$43,046.90		Jun-20
FA 90	Homeless Encampment Cleanup	\$20,000.00				Jun-20
TOTALS		\$700,000.00	\$938,000.00	\$633,230.11	90.5%	

Delays or Problem Areas:

Work completed during prior Fiscal Year:
Bi-annual vegetation control and erosion control along the Las Vegas Wash. Repaired Mat along Las Vegas Wash between Washington Avenue and Stewart Avenue (LVMD 1120 – 1178) for erosion control. Removed sediments and trash.

Work to be completed during current Fiscal Year:
Address standing water at the Bonanza system Outlet. Provide bi-annual vegetation control. Continue with the sediment removal. Routine maintenance work activities.

Consultant/Contractor: N/A

Project Manager: Oh Sang Kwon, P.E./Matthew Meyer, P.E. Phone Number: 702-229-6541

**REGIONAL FLOOD CONTROL DISTRICT
MAINTENANCE WORK PROGRAM
SECOND QUARTER - FY 2019-20**

MWP Facility #: LV55
 Facility Name: Meadows/Oakey System
 MP Facility ID: LCME 0000 - 0085, MECH 0108 - 0420,
MEAL 0000 - 0258, MEPA 0000 - 0025, MEOK 0000 - 0217

Entity: City of Las Vegas
 Date Prepared: 1/28/2020

Force Account/Contract	Activity	Work Plan Amount (\$)	Amended Work Plan Amount (\$)	Expended To Date (\$)	Percent Complete	Scheduled Completion Date *
FA 03	Facility Assessment and Inventory	\$10,000.00				Jun-20
	05 Inspect Channels	\$1,000.00				Jun-20
	06 Inspect Levees/Detention and Debris Basins	\$1,000.00				Jun-20
	08 Species Survey and Removal	\$2,000.00				Jun-20
FA 10	Clean and Reshape Channels/Levees	\$10,000.00				Jun-20
FA 15	Repair Lined Channel	\$6,000.00				Jun-20
	20 Erosion Control and Repair	\$7,500.00				Jun-20
	31 Provide/Maintain Dust Control					
FA 25	Clean Detention Debris Basins	\$10,000.00				Jun-20
	33 Fence Repair	\$2,000.00				Jun-20
	40 Vegetation Control - Chemical	\$2,000.00				Jun-20
	45 Vegetation Control - Mechanical	\$5,000.00				Jun-20
FA 50	Maintain Access Road	\$5,000.00				Jun-20
FA 55	Clean & Inspect Inlet/Outlet Structures	\$8,000.00				Jun-20
FA 60	Repair Inlet/Outlet Structures	\$8,000.00				Jun-20
	55 Clean Storm Sewer Lines	\$2,000.00				Jun-20
FA 70	Storm Sewer Repair	\$7,500.00				Jun-20
FA 75	Clean/Flush Culverts & Bridges	\$1,000.00				Jun-20
FA 80	Miscellaneous Work Activities	\$2,000.00				Jun-20
FA 85	Engineering	\$5,000.00		\$3,405.25		Jun-20
FA 90	Homeless Encampment Cleanup	\$5,000.00				Jun-20
	TOTALS	\$100,000.00	\$0.00	\$3,405.25	3.4%	

Delays or Problem Areas:

Work completed during prior Fiscal Year:

Removed sediment and Vegetation control from Oakey DB and Meadows DB. Vegetation control and repair spalling in the spillway in the Meadows DB. Routine maintenance work activities.

Work to be completed during current Fiscal Year:

Continue to repair and clean storm drain facilities. Remove sediment and vegetation from the detention basins. Repair embankment erosions in the detention basins. Routine maintenance work activities.

Consultant/Contractor: N/A
 Project
 Manager: Oh Sang Kwon, P.E./Matthew Meyer, P.E. Phone Number: 702-229-6541

**REGIONAL FLOOD CONTROL DISTRICT
MAINTENANCE WORK PROGRAM
SECOND QUARTER - FY 2019-20**

MWP Facility #: LV56
 Facility Name: Washington Ave/Las Vegas Creek System
 MP Facility ID: LCLT 0000 - 0034, WAPR 0000 - 0132, FWRR 0000-0010
FWUP 0000 - 0100, LVWH 0086 - 0484, FWR2 0000-0020
FW15 0000 - 0301, FWOK 0000 - 0100, FWWL 0000,
FWCH 0000 - 0060, FWSH 0000, LCCH 0513 - 0543,
LCLO 0000 - 0054, WAGC 0000 - 0060, CHRA 0000 - 0014

Entity: City of Las Vegas
 Date Prepared: 1/28/2020

Force Account/Contract	Activity	Work Plan Amount (\$)	Amended Work Plan Amount (\$)	Expended To Date (\$)	Percent Complete	Scheduled Completion Date *
FA 03	Facility Assessment and Inventory	\$10,000.00	\$5,000.00			Jun-20
FA 05	Inspect Channels	\$10,000.00	\$5,000.00			Jun-20
06	Inspect Levees/Detention and Debris Basins	\$2,000.00	\$2,000.00			Jun-20
08	Species Survey and Removal					
FA 10	Clean and Reshape Channels/Levees	\$57,500.00	\$7,500.00			Jun-20
FA 15	Repair Lined Channel	\$50,000.00	\$5,000.00			Jun-20
20	Erosion Control and Repair	\$5,000.00	\$5,000.00			Jun-20
21	Provide/Maintain Dust Control					
25	Clean Detention Debris Basins	\$10,000.00	\$5,000.00			Jun-20
35	Fence Repair	\$5,000.00	\$2,000.00	\$1,850.00		Jun-20
40	Vegetation Control - Chemical	\$2,000.00	\$2,000.00			Jun-20
45	Vegetation Control - Mechanical	\$2,000.00	\$2,000.00			Jun-20
50	Maintain Access Road	\$1,000.00	\$1,000.00			Jun-20
FA 55	Clean & Inspect Inlet/Outlet Structures	\$20,000.00	\$5,000.00			Jun-20
FA 60	Repair Inlet/Outlet Structures	\$5,000.00	\$5,000.00			Jun-20
FA 65	Clean Storm Sewer Lines	\$10,000.00	\$5,000.00			Jun-20
FA 70	Storm Sewer Repair	\$7,500.00	\$2,500.00			Jun-20
FA 75	Clean/Flush Culverts & Bridges	\$5,000.00	\$1,000.00			Jun-20
FA 80	Miscellaneous Work Activities	\$5,000.00	\$1,000.00			Jun-20
FA 85	Engineering	\$8,000.00	\$6,000.00	\$5,996.96		Jun-20
FA 90	Homeless Encampment Cleanup	\$10,000.00	\$10,000.00			Jun-20
TOTALS		\$225,000.00	\$77,000.00	\$7,846.96	3.5%	

Delays or Problem Areas:

Work completed during prior Fiscal Year:

Removed and cleared vegetation from the Rainbow Detention Basins. Removed sediments and cleared vegetation from the Freeway Channel openings along I-15 and Veterans Memorial Drive. Routine maintenance work activities.

Work to be completed during current Fiscal Year:

Install trash racks in Rainbow DB inlet and outlet pipe. Install trash rack on FW150214. Remove sediments and clear vegetation from the Freeway Channel openings along I-15 and Veterans Memorial Drive. Clean Las Vegas Creek Channel. Routine maintenance work activities.

Consultant/Contractor: N/A
 Project
 Manager: Oh Sang Kwon, P.E./Matthew Meyer, P.E. Phone Number: 702-229-6541

**REGIONAL FLOOD CONTROL DISTRICT
MAINTENANCE WORK PROGRAM
SECOND QUARTER - FY 2019-20**

MWP Facility #: LV57
 Facility Name: US95/OuterBeltway/Ann Road System
 MP Facility ID: RCHO 0000 - 0071, ANWE 0127 - 0385, CNWE 0020-0314
RCHB 0171 - 0275, RCHB 0120, RCHB 0000-0083, RCBC 0000-0140
EKDB 0000 - 0070, GOAN 0000 - 0061, GOAN 0065-0127
CNGT 0000 - 0247, CNKC 0000 - 0050, LVMD 2324 - 2789
EKHU 0000 - 0023, BCHU 0000 - 0054, ANRB 0000-0050
MSNV 0000, LVMJ 0000-0100, LVDE 0000-0027, MOHU 0167-0180
CN95 0000 - 0333, EKBU 0000, LVMD 3313-3316
RACO 0000-0064, BRDB 0000-0058, TSDB 0000-0012

Entity: City of Las Vegas
 Date Prepared: 1/28/2020

Force Account/Contract	Activity	Work Plan Amount (\$)	Amended Work Plan Amount (\$)	Expended To Date (\$)	Percent Complete	Scheduled Completion Date
FA 03	Facility Assessment and Inventory	\$10,000.00				Jun-20
	05 Inspect Channels	\$5,000.00				Jun-20
	06 Inspect Levees/Detention and Debris Basins	\$5,000.00				Jun-20
	08 Spectos Survey and Removal	\$2,000.00				Jun-20
	10 Clean and Reshape Channels/Levees	\$5,000.00				Jun-20
FA 15	Repair Lined Channel	\$50,000.00	\$35,000.00	\$34,411.30		Jun-20
FA 20	Erosion Control and Repair	\$105,000.00				Jun-20
FA 21	Provide/Maintain Dust Control	\$50,000.00				Jun-20
FA 25	Clean Detention Debris Basins	\$395,000.00	\$650,000.00	\$646,087.87		Jun-20
FA 35	Fence Repair	\$20,000.00	\$8,000.00	\$7,118.43		Jun-20
	40 Vegetation Control - Chemical	\$5,000.00				Jun-20
	45 Vegetation Control - Mechanical	\$5,000.00				Jun-20
FA 50	Maintain Access Road	\$50,000.00	\$128,000.00	\$127,983.84		Jun-20
FA 55	Clean & Inspect Inlet/Outlet Structures	\$20,000.00				Jun-20
FA 60	Repair Inlet/Outlet Structures	\$100,000.00	\$20,000.00			Jun-20
FA 65	Clean Storm Sewer Lines	\$20,000.00				Jun-20
FA 70	Storm Sewer Repair	\$20,000.00				Jun-20
FA 75	Clean/Flush Culverts & Bridges	\$10,000.00	\$12,000.00	\$11,608.79		Jun-20
FA 80	Miscellaneous Work Activities	\$10,000.00	\$24,000.00	\$23,811.25		Jun-20
FA 85	Engineering	\$8,000.00	\$71,000.00	\$70,995.63		Jun-20
FA 90	Homeless Encampment Cleanup	\$5,000.00				Jun-20
	TOTALS	\$900,000.00	\$1,048,000.00	\$1,022,011.13	113.6%	

Delays or Problem Areas:

Work completed during prior Fiscal Year:

Removed debris, sediment, and vegetation control in various detention basins. Repaired inlet erosion in Floyd Lamb DB. Routine maintenance work activities.

Work to be completed during current Fiscal Year:

Sediment and vegetation removal from the detention basins. Add access block to Skye Canyon DB1. Inspect and repair CC215 Channel. Routine maintenance work activities.

Consultant/Contractor: N/A

Project

Manager: Oh Sang Kwon, P.E./Matthew Meyer, P.E. Phone Number: 702-229-6541

REGIONAL FLOOD CONTROL DISTRICT
 MAINTENANCE WORK PROGRAM
 QUARTERLY STATUS REPORT - FY 2019-2020

RFCD
 2020 JAN 30 PM 3:24

MWP Facility #: ME01
 Facility Name: Mesquite Town Wash
 MP Facility ID: TOWA 0000-0201

Entity: City of Mesquite
 Date Prepared: 1/23/2020
 Quarter: 2nd Oct/Nov/Dec 19

Force Account/ Contract	Activity	Approved Work Plan Amount (\$)	Amended Work Plan Amount (\$)	Expended To Date (\$)	Percent Complete	Scheduled Completion Date
	03 Facility Assessment and Inventory					
	05 Inspect Channels	\$ 300.00		\$ 179.60		
	06 Inspect Levees/Detention and Debris Basins					
	08 Species Survey and Removal					
	10 Clean and Reshape Channels/Levees	\$ 6,900.00		\$ -		
	15 Repair Lined Channel	\$ 3,000.00				
	20 Erosion Control and Repair					
	21 Provide/Maintain Dust Control					
	25 Clean Detention Debris Basins					
	35 Fence Repair					
	40 Vegetation Control - Chemical	\$ 3,800.00		\$ -		
	45 Vegetation Control - Mechanical	\$ 2,000.00		\$ -		
	50 Maintain Access Road					
	55 Clean & Inspect Inlet/Outlet Structures					
	60 Repair Inlet/Outlet Structures					
	65 Clean Storm Sewer Lines					
	70 Storm Sewer Repair					
	75 Clean/Flush Culverts & Bridges					
	80 Miscellaneous Work Activities	\$ 3,000.00		\$ -		
	85 Engineering					
	90 Homeless Encampment Cleanup					
	TOTALS	\$19,000.00	\$0.00	\$179.60	1%	30-Jun-20

Delays or problem areas:

Work completed during current quarter:

Work to be completed during next quarter:

Consultant/ Contractor: N/A

Project Manager: Travis H. Anderson
 Travis H. Anderson P.E - PW Director

Phone Number: 702-346-5237

REGIONAL FLOOD CONTROL DISTRICT
 MAINTENANCE WORK PROGRAM
 QUARTERLY STATUS REPORT - FY 2019-2020

MWP Facility #: ME02
 Facility Name: Abbott Wash Channel
 MP Facility ID: ABWA 0000-0233

Entity: City of Mesquite
 Date Prepared: 1/23/2020
 Quarter: 2nd Oct/Nov/Dec 19

Force Account/Contract	Activity	Approved Work Plan Amount (\$)	Amended Work Plan Amount (\$)	Expended To Date (\$)	Percent Complete	Scheduled Completion Date
	03 Facility Assessment and Inventory					
	05 Inspect Channels	\$ 300.00		\$ 89.80		
	06 Inspect Levees/Detention and Debris Basins					
	08 Species Survey and Removal					
	10 Clean and Reshape Channels/Levees	\$ 3,000.00		\$ -		
	15 Repair Lined Channel					
	20 Erosion Control and Repair	\$ 3,000.00		\$ 476.28		
	21 Provide/Maintain Dust Control	\$ 2,000.00		\$ -		
	25 Clean Detention Debris Basins					
	35 Fence Repair					
	40 Vegetation Control - Chemical	\$ 2,500.00		\$ -		
	45 Vegetation Control - Mechanical	\$ 1,000.00		\$ -		
	50 Maintain Access Road					
	55 Clean & Inspect Inlet/Outlet Structures					
	60 Repair Inlet/Outlet Structures					
	65 Clean Storm Sewer Lines					
	70 Storm Sewer Repair					
	75 Clean/Flush Culverts & Bridges	\$ 500.00		\$ -		
	80 Miscellaneous Work Activities	\$ 2,000.00		\$ -		
	85 Engineering					
	90 Homeless Encampment Cleanup					
	TOTALS	\$14,300.00	\$0.00	\$566.08	4%	30-Jun-20

Delays or problem areas:

Work completed during current quarter:

Work to be completed during next quarter:

Consultant/ Contractor: N/A
 Project Manager: Travis H. Anderson
 Travis H. Anderson P.E. - PW Director
 Phone Number: 702-346-5237

REGIONAL FLOOD CONTROL DISTRICT
 MAINTENANCE WORK PROGRAM
 QUARTERLY STATUS REPORT - FY 2019-2020

MWP Facility #: ME04
 Facility Name: Town Wash Detention Basin
 MP Facility ID: TOWA 0237-0267 & MNTP 0000


Entity: City of Mesquite
 Date Prepared: 1/23/2020
 Quarter: 2nd Oct/Nov/Dec 19

Force Account/Contract	Activity	Approved Work Plan Amount (\$)	Amended Work Plan Amount (\$)	Expended To Date (\$)	Percent Complete	Scheduled Completion Date
	03 Facility Assessment and Inventory					
	05 Inspect Channels					
	06 Inspect Levees/Detention and Debris Basins	\$ 2,600.00	\$ 2,600.00	\$ 1,880.00		
	08 Species Survey and Removal					
	10 Clean and Reshape Channels/Levees					
	15 Repair Lined Channel					
	20 Erosion Control and Repair					
	21 Provide/Maintain Dust Control	\$ 4,000.00	\$ 4,000.00	\$ -		
	25 Clean Detention Debris Basins	\$ 600,000.00	\$ 600,000.00	\$ 6,180.00		
	35 Fence Repair					
	40 Vegetation Control - Chemical					
	45 Vegetation Control - Mechanical					
	50 Maintain Access Road	\$ 800.00	\$ 800.00	\$ -		
	55 Clean & Inspect Inlet/Outlet Structures	\$ 1,000.00	\$ 1,000.00	\$ -		
	60 Repair Inlet/Outlet Structures					
	65 Clean Storm Sewer Lines					
	70 Storm Sewer Repair					
	75 Clean/Flush Culverts & Bridges					
	80 Miscellaneous Work Activities	\$ 4,000.00	\$ 5,000.00	\$ 5,000.00		
	85 Engineering	\$ 5,000.00	\$ 4,000.00	\$ -		
	90 Homeless Encampment Cleanup					
	TOTALS	\$617,400.00	\$617,400.00	\$13,060.00	2%	30-Jun-20

Delays or problem areas:

Work completed during current quarter:

Work to be completed during next quarter:

Consultant/ Contractor: N/A
 Project Manager: 
 Travis H. Anderson P.E. - PW Director
 Phone Number: 702-346-5237

REGIONAL FLOOD CONTROL DISTRICT
 MAINTENANCE WORK PROGRAM
 QUARTERLY STATUS REPORT - FY 2019-2020

MWP Facility #: ME07
 Facility Name: Pulsipher Wash
 MP Facility ID: PUWA 0000-0164

Entity: City of Mesquite
 Date Prepared: 1/23/2020
 Quarter: 2nd Oct/Nov/Dec 19

Force Account/Contract	Activity	Approved Work Plan Amount (\$)	Amended Work Plan Amount (\$)	Expended To Date (\$)	Percent Complete	Scheduled Completion Date
	03 Facility Assessment and Inventory					
	05 Inspect Channels	\$ 300.00		\$ 179.60		
	06 Inspect Levees/Detention and Debris Basins					
	08 Species Survey and Removal					
	10 Clean and Reshape Channels/Levees	\$ 14,000.00		\$ -		
	15 Repair Lined Channel					
	20 Erosion Control and Repair	\$ 7,000.00		\$ -		
	21 Provide/Maintain Dust Control	\$ 2,000.00		\$ -		
	25 Clean Detention Debris Basins					
	35 Fence Repair					
	40 Vegetation Control - Chemical	\$ 2,000.00		\$ -		
	45 Vegetation Control - Mechanical	\$ 1,000.00		\$ -		
	50 Maintain Access Road					
	55 Clean & Inspect Inlet/Outlet Structures					
	60 Repair Inlet/Outlet Structures					
	65 Clean Storm Sewer Lines					
	70 Storm Sewer Repair					
	75 Clean/Flush Culverts & Bridges					
	80 Miscellaneous Work Activities	\$ 3,100.00		\$ -		
	85 Engineering					
	90 Homeless Encampment Cleanup					
	TOTALS	\$29,400.00	\$0.00	\$179.60	1%	30-Jun-20

Delays or problem areas:

Work completed during current quarter:

Work to be completed during next quarter:

Consultant/ Contractor: N/A

Project Manager: *Travis H. Anderson*
 Travis H. Anderson P.E - PW Director

Phone Number: 702-346-5237

REGIONAL FLOOD CONTROL DISTRICT
 MAINTENANCE WORK PROGRAM
 QUARTERLY STATUS REPORT - FY 2019-2020

MWP Facility #: ME08
 Facility Name: Abbott Wash Detention Basin
 MP Facility ID: ABWA 0234-0236


Entity: City of Mesquite
 Date Prepared: 1/23/2020
 Quarter: 2nd Oct/Nov/Dec 19

Force Account/Contract	Activity	Approved Work Plan Amount (\$)	Amended Work Plan Amount (\$)	Expended To Date (\$)	Percent Complete	Scheduled Completion Date
	03 Facility Assessment and Inventory					
	05 Inspect Channels					
	06 Inspect Levees/Detention and Debris Basins	\$ 2,500.00		\$ 1,486.25		
	08 Species Survey and Removal					
	10 Clean and Reshape Channels/Levees					
	15 Repair Lined Channel					
	20 Erosion Control and Repair	\$ 5,000.00		\$ -		
	21 Provide/Maintain Dust Control	\$ 2,000.00		\$ -		
	25 Clean Detention Debris Basins	\$ 40,000.00		\$ -		
	35 Fence Repair					
	40 Vegetation Control - Chemical	\$ 1,000.00		\$ -		
	45 Vegetation Control - Mechanical					
	50 Maintain Access Road	\$ 1,000.00		\$ -		
	55 Clean & Inspect Inlet/Outlet Structures	\$ 2,500.00		\$ -		
	60 Repair Inlet/Outlet Structures					
	65 Clean Storm Sewer Lines					
	70 Storm Sewer Repair					
	75 Clean/Flush Culverts & Bridges					
	80 Miscellaneous Work Activities	\$ 1,000.00		\$ 176.40		
	85 Engineering	\$ 5,000.00		\$ -		
	90 Homeless Encampment Cleanup					
	TOTALS	\$60,000.00	\$0.00	\$1,662.65	3%	30-Jun-20

Delays or problem areas:

Work completed during current quarter:

Work to be completed during next quarter:

Consultant/ Contractor: N/A
 Project Manager: 
 Phone Number: 702-346-5237
 Travis H. Anderson P.E - PW Director

REGIONAL FLOOD CONTROL DISTRICT
 MAINTENANCE WORK PROGRAM
 QUARTERLY STATUS REPORT - FY 2019-2020

MWP Facility #: ME09
 Facility Name: Pulsipher Wash Detention Basin
 MP Facility ID: PUWA 0166-0168

Entity: City of Mesquite
 Date Prepared: 1/23/2020
 Quarter: 2nd Oct/Nov/Dec 19

Force Account/ Contract	Activity	Approved Work Plan Amount (\$)	Amended Work Plan Amount (\$)	Expended To Date (\$)	Percent Complete	Scheduled Completion Date
	03 Facility Assessment and Inventory					
	05 Inspect Channels					
	06 Inspect Levees/Detention and Debris Basins	\$ 2,500.00		\$ 1,356.25		
	08 Species Survey and Removal					
	10 Clean and Reshape Channels/Levees					
	15 Repair Lined Channel					
	20 Erosion Control and Repair	\$ 7,700.00		\$ -		
	21 Provide/Maintain Dust Control	\$ 2,000.00		\$ -		
	25 Clean Detention Debris Basins	\$ 10,000.00		\$ -		
	35 Fence Repair					
	40 Vegetation Control - Chemical	\$ 1,000.00		\$ -		
	45 Vegetation Control - Mechanical	\$ 1,000.00		\$ -		
	50 Maintain Access Road					
	55 Clean & Inspect Inlet/Outlet Structures	\$ 2,500.00		\$ -		
	60 Repair Inlet/Outlet Structures					
	65 Clean Storm Sewer Lines					
	70 Storm Sewer Repair					
	75 Clean/Flush Culverts & Bridges					
	80 Miscellaneous Work Activities	\$ 1,000.00		\$ -		
	85 Engineering	\$ 2,000.00		\$ -		
	90 Homeless Encampment Cleanup					
	TOTALS	\$29,700.00	\$0.00	\$1,356.25	5%	30-Jun-20

Delays or problem areas:

Work completed during current quarter:

Work to be completed during next quarter:

Consultant/ Contractor: N/A

Project Manager: *Travis H. Anderson*
 Travis H. Anderson P.E - PW Director

Phone Number: 702-346-5237

**REGIONAL FLOOD CONTROL DISTRICT
MAINTENANCE WORK PROGRAM
2nd Qtr Thru December 2019
FY 2019-2020**

MWP Facility #: NLV01
 Facility Name: Las Vegas Wash - "N" Channel
 MP Facility ID: LVNC 0001-0164

Entity: City of North Las Vegas
 Date Prepared: 01/30/20

Force Account/Contract	Activity	Requested Work Plan Amount (\$)	Reallocation Amount (\$)	Amended Work Plan Amount (\$)	Expended to Date (\$)	Balance Remaining (\$)	Percent Complete	Scheduled Completion Date
	3 Facility Assessment and Inventory	\$ 500.00		\$ 500.00	27.80	472.20	6%	
	5 Inspect Channels	\$ 500.00		\$ 500.00	430.33	69.67	86%	
	6 Inspect Levees/Detention Basin & Debris Basins	\$ -		\$ -	0.00	0.00		
	8 Species Survey and Removal	\$ -		\$ -	0.00	0.00		
	10 Clean and Reshape Channel/Levees	\$ 23,500.00	(5,610.17)	\$ 17,889.83	0.00	17,889.83	0%	
	15 Repair Lined Channel	\$ -		\$ -	0.00	0.00		
	20 Erosion Control and Repair	\$ -		\$ -	0.00	0.00		
	21 Provide/Maintain Dust Control	\$ 2,000.00		\$ 2,000.00	0.00	2,000.00	0%	
	25 Clean Detention/Debris Basin	\$ -		\$ -	0.00	0.00		
	35 Fence Repair	\$ 2,000.00		\$ 2,000.00	0.00	2,000.00	0%	
	40 Vegetation Control - Chemical	\$ 2,000.00		\$ 2,000.00	0.00	2,000.00	0%	
	45 Vegetation Control - Mechanical	\$ -		\$ -	0.00	0.00		
	50 Maintain Access Road	\$ 7,500.00		\$ 7,500.00	0.00	7,500.00	0%	
	55 Clean & Inspect Inlet/Outlet Structures	\$ -		\$ -	0.00	0.00		
	60 Repair Inlet/Outlet Structures	\$ -		\$ -	0.00	0.00		
	65 Clean Storm Sewer Lines	\$ 14,075.00	4,744.40	\$ 18,819.40	18,819.40	0.00	100%	
	70 Storm Sewer Repair	\$ -		\$ -	0.00	0.00		
	75 Clean/Flush Culverts & Bridges	\$ 1,500.00		\$ 1,500.00	0.00	1,500.00	0%	
	80 Miscellaneous Work Activities	\$ 24,000.00	(4,134.23)	\$ 19,865.77	0.00	19,865.77	0%	
	85 Engineering	\$ -		\$ -	0.00	0.00		
	90 Homeless Encampment Clean Up	\$ 2,500.00		\$ 2,500.00	0.00	2,500.00	0%	
	TOTALS	\$ 80,075.00	(5,000.00)	\$ 75,075.00	\$ 19,277.53	55,797.47		06/30/20

Delays or problem areas: Removed many encampments.

Work completed during prior fiscal year: Cleaned the vegetation in the concrete channel, cleaned the outlet structures and provided maintenance of access roads. Removed many homeless encampments that were charged to miscellaneous work activities.

Work to be completed during current fiscal year: Clean upper access roadway removing vegetation with mechanical equipment, clean outlet structures. Remove other vegetation and graffiti throughout. Fencing needs will be repaired. Homeless encampment clean up upon occurrence.

Consultant/
 Contractor:
 Project
 Manager: John Runiks

633-1267

**REGIONAL FLOOD CONTROL DISTRICT
MAINTENANCE WORK PROGRAM
2nd Qtr Thru December 2019
FY 2019-2020**

MWP Facility #: NLV02
 Facility Name: Las Vegas Wash - Middle
 MP Facility ID: LVMD 1648-1877

Entity: City of North Las Vegas
 Date Prepared: 01/30/20

Force Account/Contract	Activity	Requested Work Plan Amount (\$)	Reallocation Amount (\$)	Amended Work Plan Amount (\$)	Expended to Date (\$)	Balance Remaining (\$)	Percent Complete	Scheduled Completion Date
	3 Facility Assessment and Inventory	\$ 500.00		\$ 500.00	27.80	472.20	6%	
	5 Inspect Channels	\$ 2,000.00		\$ 2,000.00	330.50	1,660.41	17%	
	6 Inspect Levees/Detention Basin & Debris Basins	\$ -		\$ -	0.00	0.00		
	8 Species Survey and Removal	\$ -		\$ -	0.00	0.00		
	10 Clean and Reshape Channel/Levees	\$ 23,500.00	7,486.44	\$ 30,986.44	30,986.44	0.00	100%	
	15 Repair Lined Channel	\$ -		\$ -	0.00	0.00		
	20 Erosion Control and Repair	\$ 3,500.00	(1,000.00)	\$ 2,500.00	0.00	2,500.00	0%	
	21 Provide/Maintain Dust Control	\$ 2,000.00		\$ 2,000.00	0.00	2,000.00	0%	
	25 Clean Detention/Debris Basin	\$ -		\$ -	0.00	0.00		
	35 Fence Repair	\$ 19,000.00	(5,000.00)	\$ 14,000.00	5,430.50	8,569.50	39%	
	40 Vegetation Control - Chemical	\$ 9,000.00	(1,500.00)	\$ 7,500.00	0.00	7,500.00	0%	
	45 Vegetation Control - Mechanical	\$ 15,000.00	(7,500.00)	\$ 7,500.00	0.00	7,500.00	0%	
	50 Maintain Access Road	\$ 17,500.00	(10,000.00)	\$ 7,500.00	0.00	7,500.00	0%	
	55 Clean & Inspect Inlet/Outlet Structures	\$ 5,000.00		\$ 5,000.00	0.00	5,000.00	0%	
	60 Repair Inlet/Outlet Structures	\$ -		\$ -	0.00	0.00		
	65 Clean Storm Sewer Lines	\$ 14,071.00		\$ 14,071.00	0.00	14,071.00	0%	
	70 Storm Sewer Repair	\$ -		\$ -	0.00	0.00		
	75 Clean/Flush Culverts & Bridges	\$ 5,000.00		\$ 5,000.00	0.00	5,000.00	0%	
	80 Miscellaneous Work Activities	\$ 36,500.00	(8,622.09)	\$ 27,877.91	9,098.79	18,779.12	33%	
	85 Engineering	\$ -		\$ -		0.00		
	90 Homeless Encampment Clean Up	\$ 25,000.00		\$ 25,000.00	4,511.03	20,488.97	18%	
	TOTALS	\$ 177,571.00	(26,135.65)	\$ 151,435.35	50,394.15	101,041.20		06/30/20

Delays or problem areas: Removed many encampments.

Work completed during prior fiscal year: Staff has completed major vegetation removal and maintenance of the access roads and cleaned the trash within the channel. Major fence repairs were required. Major homeless encampment cleanup took place.

Work to be completed during current fiscal year: Staff will clean all of the channels within and provide maintenance of all access roads. Repair fences, concrete, and erosion as needed, and remove vegetation, debris and graffiti throughout. Homeless encampment clean up upon occurrence.

Consultant/
 Contractor:
 Project
 Manager: John Runika

633-1267

**Regional Flood Control District
Maintenance Work Program
2nd Qtr Thru December 2019
FY 2019-2020**

MWP Facility #: NLV03
 Facility Name: Las Vegas Wash - King Charles Channel
 MP Facility ID: LVKC 0000-0097

Entity: City of North Las Vegas
 Date Prepared: 01/30/20

Force Account/ Contract	Activity	Requested Work Plan Amount (\$)	Reallocation Amount (\$)	Amended Work Plan Amount (\$)	Expended to Date (\$)	Balance Remaining (\$)	Percent Complete	Scheduled Completion Date
	3 Facility Assessment and Inventory	\$ 500.00		\$ 500.00	27.80	472.20	6%	
	5 Inspect Channels	\$ 500.00		\$ 500.00	155.16	344.84	31%	
	6 Inspect Levees/Detention Basin & Debris Basins	\$ -		\$ -	0.00	0.00		
	8 Species Survey and Removal	\$ -		\$ -	0.00	0.00		
	10 Clean and Reshape Channel/Levees	\$ 4,000.00	23,585.64	\$ 27,585.64	27,585.64	0.00	100%	
	15 Repair Lined Channel	\$ -		\$ -	0.00	0.00		
	20 Erosion Control and Repair	\$ 3,500.00		\$ 3,500.00	0.00	3,500.00	0%	
	21 Provide/Maintain Dust Control	\$ -		\$ -	0.00	0.00		
	25 Clean Detention/Debris Basin	\$ -		\$ -	0.00	0.00		
	35 Fence Repair	\$ 2,000.00		\$ 2,000.00	0.00	2,000.00	0%	
	40 Vegetation Control - Chemical	\$ 3,000.00		\$ 3,000.00	0.00	3,000.00	0%	
	45 Vegetation Control - Mechanical	\$ -		\$ -	0.00	0.00		
	50 Maintain Access Road	\$ 1,000.00		\$ 1,000.00	0.00	1,000.00	0%	
	55 Clean & Inspect Inlet/Outlet Structures	\$ -		\$ -	0.00	0.00		
	60 Repair Inlet/Outlet Structures	\$ -		\$ -	0.00	0.00		
	65 Clean Storm Sewer Lines	\$ 14,071.00		\$ 14,071.00	7,601.14	6,469.86	54%	
	70 Storm Sewer Repair	\$ -		\$ -	0.00	0.00		
	75 Clean/Flush Culverts & Bridges	\$ 2,000.00		\$ 2,000.00	0.00	2,000.00	0%	
	80 Miscellaneous Work Activities	\$ 26,500.00	(6,449.99)	\$ 20,050.01	0.00	20,050.01	0%	
	85 Engineering	\$ -		\$ -	0.00	0.00		
	90 Homeless Encampment Clean Up	\$ 13,000.00		\$ 13,000.00	0.00	13,000.00	0%	
	TOTALS	70,071.00	17,135.65	\$ 87,206.65	\$ 35,369.74	51,836.91		06/30/20

Delays or problem areas: Removed many encampments.

Work completed during prior fiscal year: General maintenance was completed. Removed several homeless encampments.

Work to be completed during current fiscal year: Clean vegetation, graffiti and debris from the channel, repair fencing as needed, and clean inlets and outlets. Homeless encampment clean up upon occurrence.

Consultant/
 Contractor:
 Project
 Manager: John Runika

633-1267

**Regional Flood Control District
Maintenance Work Program
2nd Qtr Thru December 2019
FY 2019-2020**

MWP Facility #: NLV04
 Facility Name: Vandenberg Detention Basin
 MP Facility ID: RWWE 0055-0350, RWWE 0363, RWRR 0000-0092,
 RWVA 0000-0104, RWLA 0000-0047, RWCC 0000

Entity: City of North Las Vegas
 Date Prepared: 01/30/20

Force Account/ Contract	Activity	Requested Work Plan Amount (\$)	Reallocation Amount (\$)	Amended Work Plan Amount (\$)	Expended to Date (\$)	Balance Remaining (\$)	Percent Complete	Scheduled Completion Date
	3 Facility Assessment and Inventory	\$ 500.00		\$ 500.00	27.80	472.20	6%	
	5 Inspect Channels	\$ 500.00		\$ 500.00	0.00	500.00	0%	
	6 Inspect Levees/Detention Basin & Debris Basins	\$ 1,500.00		\$ 1,500.00	245.90	1,254.10	16%	
	8 Species Survey and Removal	\$ -		\$ -	0.00	0.00		
	10 Clean and Reshape Channel/Levees	\$ 4,000.00	388.16	\$ 4,388.16	4,388.16	0.00	100%	
	15 Repair Lined Channel	\$ 180,073.00	(20,800.00)	\$ 159,273.00	0.00	159,273.00	0%	
	20 Erosion Control and Repair	\$ 13,000.00	(388.16)	\$ 12,611.84	0.00	12,611.84	0%	
	21 Provide/Maintain Dust Control	\$ 10,000.00		\$ 10,000.00	0.00	10,000.00	0%	
	25 Clean Detention/Debris Basin	\$ 8,000.00		\$ 8,000.00	0.00	8,000.00	0%	
	35 Fence Repair	\$ 13,000.00		\$ 13,000.00	0.00	13,000.00	0%	
	40 Vegetation Control - Chemical	\$ 5,000.00		\$ 5,000.00	1,069.45	3,930.55	21%	
	45 Vegetation Control - Mechanical	\$ 1,000.00		\$ 1,000.00	0.00	1,000.00	0%	
	50 Maintain Access Road	\$ 1,500.00		\$ 1,500.00	0.00	1,500.00	0%	
	55 Clean & Inspect Inlet/Outlet Structures	\$ -		\$ -	0.00	0.00		
	60 Repair Inlet/Outlet Structures	\$ -		\$ -	0.00	0.00		
	65 Clean Storm Sewer Lines	\$ 14,071.00		\$ 14,071.00	10,125.94	3,945.06	72%	
	70 Storm Sewer Repair	\$ -		\$ -	0.00	0.00		
	75 Clean/Flush Culverts & Bridges	\$ 3,500.00		\$ 3,500.00	0.00	3,500.00	0%	
	80 Miscellaneous Work Activities	\$ 23,000.00		\$ 23,000.00	6,259.71	16,740.29	27%	
	85 Engineering	\$ -		\$ -	0.00	0.00		
	90 Homeless Encampment Clean Up	\$ 2,500.00		\$ 2,500.00	0.00	2,500.00	0%	
	TOTALS	\$ 281,144.00	(20,800.00)	\$ 260,344.00	\$ 22,116.96	238,227.04		06/30/20

Delays or problem areas: Removed many encampments.

Work completed during prior fiscal year: Staff provided erosion control, dust control, fence repairs and vegetation removal along embankment slopes and access roads. Staff cleaned, inspected and maintained channels, inlet and outlet structures, and removed debris and graffiti as needed. Due to the high cost of replacement in NLV 4 staff will continue to repair the damaged concrete in smaller sections.

Work to be completed during current fiscal year: Staff will continue to provide erosion control, dust control, fence repairs and vegetation removal along embankment slopes and access roads. Staff will clean, inspect and maintain channels, inlet and outlet structures, and remove debris and graffiti as needed. First phase of estimated three phases to remove and replace the concrete on lined channel for Vandenberg Channel between Lone Mountain & Craig Road. Homeless encampment clean up upon occurrence.

Consultant/
 Contractor:
 Project
 Manager: John Runiks

633-1267

48

**Regional Flood Control District
Maintenance Work Program
2nd Qtr Thru December 2019
FY 2019-2020**

MWP Facility #: NLV05
 Facility Name: North Las Vegas Detention Basin
 MP Facility ID: LVJP 0388-0405, EKEA 0000,0013

Entity: City of North Las Vegas
 Date Prepared: 01/30/20

Force Account/ Contract	Activity	Requested Work Plan Amount (\$)	Reallocation Amount (\$)	Amended Work Plan Amount (\$)	Expended to Date (\$)	Balance Remaining (\$)	Percent Complete	Scheduled Completion Date
	3 Facility Assessment and Inventory	\$ 500.00		\$ 500.00	27.80	472.20	6%	
	5 Inspect Channels	\$ 500.00		\$ 500.00	0.00	500.00	0%	
	6 Inspect Levees/Detention Basin & Debris Basins	\$ 4,500.00		\$ 4,500.00	542.43	3,957.57	12%	
	8 Species Survey and Removal	\$ -		\$ -	0.00	0.00		
	10 Clean and Reshape Channel/Levees	\$ -		\$ -	0.00	0.00		
	15 Repair Lined Channel	\$ -		\$ -	0.00	0.00		
	20 Erosion Control and Repair	\$ -		\$ -	0.00	0.00		
	21 Provide/Maintain Dust Control	\$ 20,000.00	(5,000.10)	\$ 15,000.00	0.00	15,000.00	0%	
	25 Clean Detention/Debris Basin	\$ 80,000.00	(42,500.10)	\$ 37,499.90	0.00	37,499.90	0%	
	35 Fence Repair	\$ 4,000.00		\$ 4,000.00	0.00	4,000.00	0%	
	40 Vegetation Control - Chemical	\$ -		\$ -	0.00	0.00		
	45 Vegetation Control - Mechanical	\$ 43,000.00		\$ 43,000.00	0.00	43,000.00	0%	
	50 Maintain Access Road	\$ 2,000.00		\$ 2,000.00	0.00	2,000.00	0%	
	55 Clean & Inspect Inlet/Outlet Structures	\$ 3,500.00		\$ 3,500.00	0.00	3,500.00	0%	
	60 Repair Inlet/Outlet Structures	\$ -		\$ -	0.00	0.00		
	65 Clean Storm Sewer Lines	\$ -		\$ -	0.00	0.00		
	70 Storm Sewer Repair	\$ -		\$ -	0.00	0.00		
	75 Clean/Flush Culverts & Bridges	\$ -		\$ -	0.00	0.00		
	80 Miscellaneous Work Activities	\$ 21,500.00		\$ 21,500.00	988.73	20,511.27	5%	
	85 Engineering	\$ -		\$ -	0.00	0.00		
	90 Homeless Encampment Clean Up	\$ -		\$ -	0.00	0.00		
	TOTALS	\$ 179,500.00	(47,500.10)	\$ 131,999.90	\$ 1,558.96	130,440.94		06/30/20

Delays or problem areas: Excessive fence penetrations from offroad vehicles causing extensive repairs.

Work completed during prior fiscal year: Staff provided erosion control, dust control as needed, fence repairs as needed, provided vegetation removal, cleaned inlets and outlets and maintained access roads.

Work to be completed during current fiscal year: Staff will provide erosion control, maintain dust control, maintain access roads, clean outlets and inlets, remove vegetation and graffiti, and provide fence repairs.

Consultant/
 Contractor:
 Project
 Manager: John Runiks

633-1267

**Regional Flood Control District
Maintenance Work Program
2nd Qtr Thru December 2019
FY 2019-2020**

MWP Facility #: NLV06
 Facility Name: Upper Las Vegas Wash Detention Basin and Moccasin Levee
 MP Facility ID: LVUP 0908-1077

Entity: City of North Las Vegas
 Date Prepared: 01/30/20

Force Account/ Contract	Activity	Requested Work Plan Amount (\$)	Reallocation Amount (\$)	Amended Work Plan Amount (\$)	Expended to Date (\$)	Balance Remaining (\$)	Percent Complete	Scheduled Completion Date
	3 Facility Assessment and Inventory	\$ 500.00		\$ 500.00	27.80	472.20	6%	
	5 Inspect Channels	\$ 500.00		\$ 500.00	0.00	500.00	0%	
	6 Inspect Levees/Detention Basin & Debris Basins	\$ 5,500.00	(1,367.69)	\$ 4,132.31	542.43	3,589.88	13%	
	8 Species Survey and Removal	\$ 3,000.00		\$ 3,000.00	0.00	3,000.00	0%	
	10 Clean and Reshape Channel/Levees	\$ 8,000.00		\$ 8,000.00	0.00	8,000.00	0%	
	15 Repair Lined Channel	\$ -		\$ -	0.00	0.00		
	20 Erosion Control and Repair	\$ 40,000.00	(5,000.00)	\$ 35,000.00	0.00	35,000.00	0%	
	21 Provide/Maintain Dust Control	\$ 20,000.00		\$ 20,000.00	0.00	20,000.00	0%	
	25 Clean Detention/Debris Basin	\$ 40,000.00	(5,000.00)	\$ 35,000.00	0.00	35,000.00	0%	
	35 Fence Repair	\$ 4,500.00		\$ 4,500.00	0.00	4,500.00	0%	
	40 Vegetation Control - Chemical	\$ 3,000.00		\$ 3,000.00	0.00	3,000.00	0%	
	45 Vegetation Control - Mechanical	\$ 5,500.00		\$ 5,500.00	0.00	5,500.00	0%	
	50 Maintain Access Road	\$ 1,500.00		\$ 1,500.00	0.00	1,500.00	0%	
	55 Clean & Inspect Inlet/Outlet Structures	\$ -		\$ -	0.00	0.00		
	60 Repair Inlet/Outlet Structures	\$ -		\$ -	0.00	0.00		
	65 Clean Storm Sewer Lines	\$ -		\$ -	0.00	0.00		
	70 Storm Sewer Repair	\$ -		\$ -	0.00	0.00		
	75 Clean/Flush Culverts & Bridges	\$ -		\$ -	0.00	0.00		
	80 Miscellaneous Work Activities	\$ 20,500.00		\$ 20,500.00	8,972.55	11,527.45	44%	
	85 Engineering	\$ -		\$ -	0.00	0.00		
	90 Homeless Encampment Clean Up	\$ -		\$ -	0.00	0.00		
	TOTALS	\$ 152,500.00	(11,367.69)	\$ 141,132.31	\$ 9,542.78	131,589.53		06/30/20

Delays or problem areas: Continued to work with Las Vegas to remove debris being dumped. Due to Tule Springs development we have seen an increased amount of offroad vehicles in this area.

Work completed during prior fiscal year: Staff provided erosion control, dust control as needed, fence repairs, vegetation removal, cleaned inlet and outlet structures, maintained access roads and provided scheduled maintenance on the levee. Created an access road per Regional flood request. Major erosion repairs.

Work to be completed during current fiscal year: Staff will continue erosion repairs on north side of levee, bottom of DB, and along Decatur; silt build-up inside DB and grading of inside basin access road; and vandalism in outlet structure. Staff will provide erosion and dust control, remove vegetation, provide fence repairs, clean outlets and inlets, maintain access roads and inspect/monitor levee.

Consultant/
 Contractor:
 Project
 Manager: John Runiks

633-1267

**Regional Flood Control District
Maintenance Work Program
2nd Qtr Thru December 2019
FY 2019-2020**

MWP Facility #: NLV07
 Facility Name: Carey/Lake Mead Detention Basin
 MP Facility ID: LVLM 0000-0270, LVCS 0000-0050

Entity: City of North Las Vegas
 Date Prepared: 01/30/20

Force Account/ Contract	Activity	Requested Work Plan Amount (\$)	Reallocation Amount (\$)	Amended Work Plan Amount (\$)	Expended to Date (\$)	Balance Remaining (\$)	Percent Complete	Scheduled Completion Date
	3 Facility Assessment and Inventory	\$ 500.00		\$ 500.00	27.80	472.20	6%	
	5 Inspect Channels	\$ -		\$ -	0.00	0.00		
	6 Inspect Levees/Detention Basin & Debris Basins	\$ 1,800.00		\$ 1,800.00	419.48	1,380.52	23%	
	8 Species Survey and Removal	\$ 1,500.00		\$ 1,500.00	0.00	1,500.00	0%	
	10 Clean and Reshape Channel/Levees	\$ -		\$ -	0.00	0.00		
	15 Repair Lined Channel	\$ -		\$ -	0.00	0.00		
	20 Erosion Control and Repair	\$ 15,000.00	(5,000.00)	\$ 10,000.00	0.00	10,000.00	0%	
	21 Provide/Maintain Dust Control	\$ 10,000.00	(2,500.00)	\$ 7,500.00	0.00	7,500.00	0%	
	25 Clean Detention/Debris Basin	\$ 12,000.00	99,662.06	\$ 111,662.06	111,662.06	0.00	100%	
	35 Fence Repair	\$ 6,500.00	(1,500.00)	\$ 5,000.00	625.00	4,375.00	13%	
	40 Vegetation Control - Chemical	\$ 5,000.00		\$ 5,000.00	1,654.64	3,345.36	33%	
	45 Vegetation Control - Mechanical	\$ 10,000.00	31,367.69	\$ 41,367.69	41,367.69	0.00	100%	
	50 Maintain Access Road	\$ -		\$ -	0.00	0.00		
	55 Clean & Inspect Inlet/Outlet Structures	\$ 5,000.00	(2,000.00)	\$ 3,000.00	0.00	3,000.00	0%	
	60 Repair Inlet/Outlet Structures	\$ -		\$ -	0.00	0.00		
	65 Clean Storm Sewer Lines	\$ 14,071.00		\$ 14,071.00	3,083.87	10,107.63	28%	
	70 Storm Sewer Repair	\$ -		\$ -	0.00	0.00		
	75 Clean/Flush Culverts & Bridges	\$ 2,000.00	(500.00)	\$ 1,500.00	0.00	1,500.00	0%	
	80 Miscellaneous Work Activities	\$ 19,700.00	(8,000.00)	\$ 11,700.00	1,142.50	10,557.50	10%	
	85 Engineering	\$ -		\$ -	0.00	0.00		
	90 Homeless Encampment Clean Up	\$ 3,500.00	(1,786.59)	\$ 1,713.41	0.00	1,713.41	0%	
	TOTALS	\$ 106,571.00	109,743.16	\$ 216,314.16	\$ 160,862.54	55,451.62		06/30/20

Delays or problem areas: Removed many encampments.

Work completed during prior fiscal year: Staff provided erosion control, cleaned trash and debris, and removed vegetation from rocked areas. Fencing was repaired, cleaned outlet structures, maintained access road, and provided major dust control. Homeless encampment clean up upon occurrence.

Work to be completed during current fiscal year: Staff will provide dust control, vegetation removal, and repair damage fencing as needed. Clean along perimeter fence, and repair erosion along outer slopes. Boxes will be cleaned. Homeless encampment clean up upon occurrence.

Consultant/
 Contractor:
 Project
 Manager: John Runiks

633-1267

**Regional Flood Control District
Maintenance Work Program
2nd Qtr Thru December 2019
FY 2019-2020**

MWP Facility #: NLV08
 Facility Name: Gowan Outfall Channel
 MP Facility ID: GOOF 0000-0224, GOCR 0000-0080,
 GOLO 0000-0100

Entity: City of North Las Vegas
 Date Prepared: 01/30/20

Force Account/ Contract	Activity	Requested Work Plan Amount (\$)	Reallocation Amount (\$)	Amended Work Plan Amount (\$)	Expended to Date (\$)	Balance Remaining (\$)	Percent Complete	Scheduled Completion Date
	3 Facility Assessment and Inventory	\$ 500.00		\$ 500.00	27.80	472.20	6%	
	5 Inspect Channels	\$ 500.00		\$ 500.00	156.16	344.84	31%	
	6 Inspect Levees/Detention Basin & Debris Basins	\$ -		\$ -	0.00	0.00		
	8 Species Survey and Removal	\$ -		\$ -	0.00	0.00		
	10 Clean and Reshape Channel/Levees	\$ 3,500.00		\$ 3,500.00	0.00	3,500.00	0%	
	15 Repair Lined Channel	\$ -		\$ -	0.00	0.00		
	20 Erosion Control and Repair	\$ -		\$ -	0.00	0.00		
	21 Provide/Maintain Dust Control	\$ -		\$ -	0.00	0.00		
	25 Clean Detention/Debris Basin	\$ -		\$ -	0.00	0.00		
	35 Fence Repair	\$ 7,500.00		\$ 7,500.00	0.00	7,500.00	0%	
	40 Vegetation Control - Chemical	\$ 3,000.00		\$ 3,000.00	0.00	3,000.00	0%	
	45 Vegetation Control - Mechanical	\$ 3,000.00		\$ 3,000.00	0.00	3,000.00	0%	
	50 Maintain Access Road	\$ -		\$ -	0.00	0.00		
	55 Clean & Inspect Inlet/Outlet Structures	\$ -		\$ -	0.00	0.00		
	60 Repair Inlet/Outlet Structures	\$ -		\$ -	0.00	0.00		
	65 Clean Storm Sewer Lines	\$ 14,071.00		\$ 14,071.00	0.00	14,071.00	0%	
	70 Storm Sewer Repair	\$ -		\$ -	0.00	0.00		
	75 Clean/Flush Culverts & Bridges	\$ 8,000.00		\$ 8,000.00	0.00	8,000.00	0%	
	80 Miscellaneous Work Activities	\$ 24,000.00		\$ 24,000.00	0.00	24,000.00	0%	
	85 Engineering	\$ -		\$ -	0.00	0.00		
	90 Homeless Encampment Clean Up	\$ 10,000.00		\$ 10,000.00	0.00	10,000.00	0%	
	TOTALS	\$ 74,071.00	0.00	\$ 74,071.00	\$ 182.96	73,888.04		06/30/20

Delays or problem areas: Responded to many major encampments.

Work completed during prior fiscal year: Repaired fencing, provided vegetation removal using mower, and maintained access roads. Homeless encampment clean up upon occurrence.

Work to be completed during current fiscal year: Staff will remove any trash and debris, repair fencing, maintain access roads, remove vegetation and graffiti and clean inlet and outlet structures. Homeless encampment clean up upon occurrence.

Consultant/
 Contractor:
 Project
 Manager: John Runits

633-1267

**Regional Flood Control District
Maintenance Work Program
2nd Qtr Thru December 2019
FY 2019-2020**

MWP Facility #: NLV10
 Facility Name: Upper Las Vegas Wash
 MP Facility ID: LVUP 0448-0493

Entity: City of North Las Vegas
 Date Prepared: 01/30/20

Force Account/Contract	Activity	Requested Work Plan Amount (\$)	Reallocation Amount (\$)	Amended Work Plan Amount (\$)	Expended to Date (\$)	Balance Remaining (\$)	Percent Complete	Scheduled Completion Date
	3 Facility Assessment and Inventory	\$ 500.00		\$ 500.00	27.80	472.20	6%	
	5 Inspect Channels	\$ 500.00		\$ 500.00	164.43	315.57	37%	
	6 Inspect Levees/Detention Basin & Debris Basins	\$ -		\$ -	0.00	0.00		
	8 Species Survey and Removal	\$ -		\$ -	0.00	0.00		
	10 Clean and Reshape Channel/Levees	\$ -		\$ -	0.00	0.00		
	15 Repair Lined Channel	\$ -		\$ -	0.00	0.00		
	20 Erosion Control and Repair	\$ -		\$ -	0.00	0.00		
	21 Provide/Maintain Dust Control	\$ -		\$ -	0.00	0.00		
	25 Clean Detention/Debris Basin	\$ -		\$ -	0.00	0.00		
	35 Fence Repair	\$ -		\$ -	0.00	0.00		
	40 Vegetation Control - Chemical	\$ -		\$ -	0.00	0.00		
	45 Vegetation Control - Mechanical	\$ -		\$ -	0.00	0.00		
	50 Maintain Access Road	\$ -		\$ -	0.00	0.00		
	55 Clean & Inspect Inlet/Outlet Structures	\$ -		\$ -	0.00	0.00		
	60 Repair Inlet/Outlet Structures	\$ -		\$ -	0.00	0.00		
	65 Clean Storm Sewer Lines	\$ -	6,978.98	\$ 6,978.98	6,978.98	0.00	100%	
	70 Storm Sewer Repair	\$ -		\$ -	0.00	0.00		
	75 Clean/Flush Culverts & Bridges	\$ -		\$ -	0.00	0.00		
	80 Miscellaneous Work Activities	\$ 22,000.00	(6,978.98)	\$ 15,021.02	681.27	14,339.75	5%	
	85 Engineering	\$ -		\$ -	0.00	0.00		
	90 Homeless Encampment Clean Up	\$ -		\$ -	0.00	0.00		
	TOTALS	\$ 23,000.00	0.00	\$ 23,000.00	\$ 7,872.48	15,127.52		06/30/20

Delays or problem areas: Foot traffic and minor offroad vehicle traffic have been noticed due to increase in surrounding development.

Work completed during prior fiscal year: Staff provided erosion control, dust control, and removed vegetation.

Work to be completed during current fiscal year: Staff will remove any debris and trash, and remove vegetation and provide erosion and dust control within the channel. Maintain restricted access roads by clearing out any vegetation and adding any regrinds to mitigate any dust activities.

Consultant/
 Contractor:
 Project
 Manager: John Runiks

633-1267

**Regional Flood Control District
Maintenance Work Program
2nd Qtr Thru December 2019
FY 2019-2020**

MWP Facility #: NLV11
 Facility Name: Clayton Street Channel
 MP Facility ID: LV03 0000-0131, LVSM 0000-0109

Entity: City of North Las Vegas
 Date Prepared: 01/30/20

Force Account/ Contract	Activity	Requested Work Plan Amount (\$)	Reallocation Amount (\$)	Amended Work Plan Amount (\$)	Expended to Date (\$)	Balance Remaining (\$)	Percent Complete	Scheduled Completion Date
	3 Facility Assessment and Inventory	\$ 500.00		\$ 500.00	27.80	472.20	6%	
	5 Inspect Channels	\$ 500.00		\$ 500.00	262.01	237.99	52%	
	6 Inspect Levees/Detention Basin & Debris Basins	\$ -		\$ -	0.00	0.00		
	8 Species Survey and Removal	\$ -		\$ -	0.00	0.00		
	10 Clean and Reshape Channel/Levees	\$ 5,000.00		\$ 5,000.00	0.00	5,000.00	0%	
	15 Repair Lined Channel	\$ -		\$ -	0.00	0.00		
	20 Erosion Control and Repair	\$ -		\$ -	0.00	0.00		
	21 Provide/Maintain Dust Control	\$ -		\$ -	0.00	0.00		
	25 Clean Detention/Debris Basin	\$ -		\$ -	0.00	0.00		
	35 Fence Repair	\$ 4,500.00		\$ 4,500.00	0.00	4,500.00	0%	
	40 Vegetation Control - Chemical	\$ 3,000.00		\$ 3,000.00	0.00	3,000.00	0%	
	45 Vegetation Control - Mechanical	\$ -	4,314.12	\$ 4,314.12	4,314.12	0.00	100%	
	50 Maintain Access Road	\$ -		\$ -	0.00	0.00		
	55 Clean & Inspect Inlet/Outlet Structures	\$ 2,000.00		\$ 2,000.00	0.00	2,000.00	0%	
	60 Repair Inlet/Outlet Structures	\$ -		\$ -	0.00	0.00		
	65 Clean Storm Sewer Lines	\$ 14,071.00		\$ 14,071.00	9,262.67	4,808.33	66%	
	70 Storm Sewer Repair	\$ -		\$ -	0.00	0.00		
	75 Clean/Flush Culverts & Bridges	\$ 1,000.00		\$ 1,000.00	0.00	1,000.00	0%	
	80 Miscellaneous Work Activities	\$ 22,000.00	(4,314.12)	\$ 17,685.88	874.74	16,811.14	5%	
	85 Engineering	\$ -		\$ -	0.00	0.00		
	90 Homeless Encampment Clean Up	\$ 3,500.00		\$ 3,500.00	0.00	3,500.00	0%	
	TOTALS	\$ 56,071.00	0.00	\$ 56,071.00	\$ 14,741.34	41,329.66		06/30/20

Delays or problem areas: Removed many encampments.

Work completed during prior fiscal year: Staff repaired fencing, provided vegetation removal, and cleaned inlet and outlet structures. Removed homeless encampment upon occurrence

Work to be completed during current fiscal year: Staff will provide fencing repairs as needed, provide vegetation removal, and clean inlet and outlet structures. Repair erosion at mid channel west side shoulder and at Tropical Parkway at the back of sidewalk. Homeless encampment clean up upon occurrence

Consultant/
 Contractor:
 Project
 Manager: John Runks

633-1267

**Regional Flood Control District
Maintenance Work Program
2nd Qtr Thru December 2019
FY 2019-2020**

MWP Facility #: NLV12
 Facility Name: Lower Las Vegas Detention Basin
 MP Facility ID: LVMD 1905-2035

Entity: City of North Las Vegas
 Date Prepared: 01/30/20

Force Account/ Contract	Activity	Requested Work Plan Amount (\$)	Reallocation Amount (\$)	Amended Work Plan Amount (\$)	Expended to Date (\$)	Balance Remaining (\$)	Percent Complete	Scheduled Completion Date
	3 Facility Assessment and Inventory	\$ 500.00		\$ 500.00	27.80	472.20	6%	
	5 Inspect Channels	\$ 500.00		\$ 500.00	0.00	500.00	0%	
	6 Inspect Levees/Detention Basin & Debris Basins	\$ 3,000.00		\$ 3,000.00	726.86	2,273.14	24%	
	8 Species Survey and Removal	\$ 1,500.00	(800.00)	\$ 1,000.00	0.00	1,000.00	0%	
	10 Clean and Reshape Channel/Levees	\$ -		\$ -	0.00	0.00		
	15 Repair Lined Channel	\$ -		\$ -	0.00	0.00		
	20 Erosion Control and Repair	\$ 15,000.00	(7,147.88)	\$ 7,852.12	0.00	7,852.12	0%	
	21 Provide/Maintain Dust Control	\$ 10,000.00	(2,500.00)	\$ 7,500.00	0.00	7,500.00	0%	
	25 Clean Detention/Debris Basin	\$ 10,000.00	7,369.74	\$ 17,369.74	17,369.74	0.00	100%	
	35 Fence Repair	\$ 6,500.00		\$ 6,500.00	0.00	6,500.00	0%	
	40 Vegetation Control - Chemical	\$ 7,000.00	(869.74)	\$ 6,130.26	0.00	6,130.26	0%	
	45 Vegetation Control - Mechanical	\$ -	3,647.88	\$ 3,647.88	3,647.88	0.00	100%	
	50 Maintain Access Road	\$ 1,000.00		\$ 1,000.00	0.00	1,000.00	0%	
	55 Clean & Inspect Inlet/Outlet Structures	\$ 2,000.00		\$ 2,000.00	0.00	2,000.00	0%	
	60 Repair Inlet/Outlet Structures	\$ -		\$ -	0.00	0.00		
	65 Clean Storm Sewer Lines	\$ 14,071.00		\$ 14,071.00	1,493.52	12,577.48	11%	
	70 Storm Sewer Repair	\$ -		\$ -	0.00	0.00		
	75 Clean/Flush Culverts & Bridges	\$ 2,500.00		\$ 2,500.00	0.00	2,500.00	0%	
	80 Miscellaneous Work Activities	\$ 20,500.00		\$ 20,500.00	3,365.49	17,134.51	16%	
	85 Engineering	\$ -		\$ -	0.00	0.00		
	90 Homeless Encampment Clean Up	\$ 2,500.00		\$ 2,500.00	0.00	2,500.00	0%	
	TOTALS	\$ 96,571.00	0.00	\$ 96,571.00	\$ 26,631.29	69,939.71		06/30/20

Delays or problem areas: Removed many encampments.

Work completed during prior fiscal year: Staff provided erosion control, fencing repairs, removed vegetation, cleaned inlet and outlet structures, maintained access roads, and removed large amount of trash and debris from rain events. Fence repairs were completed and homeless encampment clean up upon occurrence.

Work to be completed during current fiscal year: Staff will remove trash and debris, provide fencing repairs as needed, maintain access roads, clear out vegetation, clean inlet and outlet structures, and remediate any rills within the embankment. Remove/clean vegetation, trash, and debris north of pedestrian bridge, and repair erosion on south abutment slope and north of pedestrian bridge. Homeless encampment clean up upon occurrence.

Consultant/
 Contractor:
 Project
 Manager: John Runiks

633-1267

**Regional Flood Control District
Maintenance Work Program
2nd Qtr Thru December 2019
FY 2019-2020**

MWP Facility #: NLV13
 Facility Name: West Trib - Ranch House Rd to Lower LV DB
 MP Facility ID: ANWE 0000-0122, CNWE 0000-0005
LVMD 2060-2322, GTEA 0000-0139, AVHR 0020

Entity: City of North Las Vegas
 Date Prepared: 01/30/20

Force Account/Contract	Activity	Requested Work Plan Amount (\$)	Reallocation Amount (\$)	Amended Work Plan Amount (\$)	Expended to Date (\$)	Balance Remaining (\$)	Percent Complete	Scheduled Completion Date
	3 Facility Assessment and Inventory	\$ 500.00		\$ 500.00	27.80	472.20	6%	
	5 Inspect Channels	\$ 500.00		\$ 500.00	368.85	131.15	74%	
	6 Inspect Levees/Detention Basin & Debris Basins	\$ -		\$ -	0.00	0.00		
	8 Species Survey and Removal	\$ -		\$ -	0.00	0.00		
	10 Clean and Reshape Channel/Levees	\$ 6,000.00		\$ 6,000.00	0.00	6,000.00	0%	
	15 Repair Lined Channel	\$ -		\$ -	0.00	0.00		
	20 Erosion Control and Repair	\$ 3,000.00		\$ 3,000.00	0.00	3,000.00	0%	
	21 Provide/Maintain Dust Control	\$ -		\$ -	0.00	0.00		
	25 Clean Detention/Debris Basin	\$ -		\$ -	0.00	0.00		
	35 Fence Repair	\$ 4,000.00		\$ 4,000.00	155.52	3,844.48	4%	
	40 Vegetation Control - Chemical	\$ 3,000.00		\$ 3,000.00	0.00	3,000.00	0%	
	45 Vegetation Control - Mechanical	\$ -		\$ -	0.00	0.00		
	50 Maintain Access Road	\$ 2,000.00		\$ 2,000.00	0.00	2,000.00	0%	
	55 Clean & Inspect Inlet/Outlet Structures	\$ 2,000.00		\$ 2,000.00	0.00	2,000.00	0%	
	60 Repair Inlet/Outlet Structures	\$ -		\$ -	0.00	0.00		
	65 Clean Storm Sewer Lines	\$ 14,071.00		\$ 14,071.00	5,750.61	8,320.39	41%	
	70 Storm Sewer Repair	\$ -		\$ -	0.00	0.00		
	75 Clean/Flush Culverts & Bridges	\$ 2,000.00		\$ 2,000.00	0.00	2,000.00	0%	
	80 Miscellaneous Work Activities	\$ 21,000.00		\$ 21,000.00	5,451.75	15,548.25	26%	
	85 Engineering	\$ -		\$ -	0.00	0.00		
	90 Homeless Encampment Clean Up	\$ 6,500.00		\$ 6,500.00	0.00	6,500.00	0%	
	TOTALS	\$ 64,571.00	0.00	\$ 64,571.00	\$ 11,754.53	52,816.47		06/30/20

Delays or problem areas: Removed many encampments.

Work completed during prior fiscal year: Repaired fencing, provided vegetation removal, cleaned inlet and outlet structures, and maintained access roads. Homeless encampment clean up upon occurrence.

Work to be completed during current fiscal year: Staff will remove any trash and debris, provide fencing repairs, maintain access roads, clear out vegetation, and clean inlets and outlets. Repair continuous access road erosion and rebuild berm at Clayton. Homeless encampment clean up upon occurrence.

Consultant/
 Contractor:
 Project
 Manager: John Runiks

633-1267

**Regional Flood Control District
Maintenance Work Program
2nd Qtr Thru December 2019
FY 2019-2020**

MWP Facility #: NLV14
 Facility Name: Tributary to the Western Trib @ Craig Road
 MP Facility ID: LV06 0000-0147, LV05 0000-0131,
 LVBR 0000-0014, LVCL 0000-0030

Entity: City of North Las Vegas
 Date Prepared: 01/30/20

Force Account/Contract	Activity	Requested Work Plan Amount (\$)	Reallocation Amount (\$)	Amended Work Plan Amount (\$)	Expended to Date (\$)	Balance Remaining (\$)	Percent Complete	Scheduled Completion Date
	3 Facility Assessment and Inventory	\$ 500.00		\$ 500.00	27.80	472.20	6%	
	5 Inspect Channels	\$ 500.00		\$ 500.00	10.82	189.68	62%	
	6 Inspect Levees/Detention Basin & Debris Basins	\$ -		\$ -	0.00	0.00		
	8 Species Survey and Removal	\$ -		\$ -	0.00	0.00		
	10 Clean and Reshape Channel/Levees	\$ 5,500.00		\$ 5,500.00	0.00	5,500.00	0%	
	15 Repair Lined Channel	\$ -		\$ -	0.00	0.00		
	20 Erosion Control and Repair	\$ -		\$ -	0.00	0.00		
	21 Provide/Maintain Dust Control	\$ -		\$ -	0.00	0.00		
	25 Clean Detention/Debris Basin	\$ -		\$ -	0.00	0.00		
	35 Fence Repair	\$ 5,500.00		\$ 5,500.00	22.05	5,377.05	2%	
	40 Vegetation Control - Chemical	\$ 4,500.00		\$ 4,500.00	0.00	4,500.00	0%	
	45 Vegetation Control - Mechanical	\$ -		\$ -	0.00	0.00		
	50 Maintain Access Road	\$ 2,000.00		\$ 2,000.00	0.00	2,000.00	0%	
	55 Clean & Inspect Inlet/Outlet Structures	\$ -		\$ -	0.00	0.00		
	60 Repair Inlet/Outlet Structures	\$ -		\$ -	0.00	0.00		
	65 Clean Storm Sewer Lines	\$ 14,071.00		\$ 14,071.00	0.00	14,071.00	0%	
	70 Storm Sewer Repair	\$ -		\$ -	0.00	0.00		
	75 Clean/Flush Culverts & Bridges	\$ 3,000.00		\$ 3,000.00	0.00	3,000.00	0%	
	80 Miscellaneous Work Activities	\$ 21,000.00		\$ 21,000.00	2,626.43	18,373.57	13%	
	85 Engineering	\$ -		\$ -	0.00	0.00		
	90 Homeless Encampment Clean Up	\$ 10,000.00		\$ 10,000.00	0.00	10,000.00	0%	
	TOTALS	\$ 66,571.00	0.00	\$ 66,571.00	\$ 3,087.50	63,483.50		06/30/20

Delays or problem areas: Removed many major encampments.

Work completed during prior fiscal year: Repaired fencing, provided vegetation removal, cleaned inlet and outlet structures and maintained access roads. Removed many major encampments.

Work to be completed during current fiscal year: Staff will remove vegetation, trash and debris, provide fencing repairs, maintain access roads, and clean inlet and outlet structures. Repair any concrete damage from NLV02 to NLV12, and maintain the joint seals throughout the channels. Homeless encampment clean up upon occurrence.

Consultant/
 Contractor:
 Project
 Manager: John Runiks

633-1267

**Regional Flood Control District
Maintenance Work Program
2nd Qtr Thru December 2019
FY 2019-2020**

MWP Facility #: NLV15
 Facility Name: Las Vegas Wash - Smoke Ranch
 MP Facility ID: LVSR 0000-0295, LAAT 0000-0204,
 LANO 0000, LAAS 0000-0103

Entity: City of North Las Vegas
 Date Prepared: 01/30/20

Force Account/ Contract	Activity	Requested Work Plan Amount (\$)	Reallocation Amount (\$)	Amended Work Plan Amount (\$)	Expended to Date (\$)	Balance Remaining (\$)	Percent Complete	Scheduled Completion Date
	3 Facility Assessment and Inventory	\$ 500.00		\$ 500.00	27.79	472.21	6%	
	5 Inspect Channels	\$ 500.00		\$ 500.00	184.43	315.57	37%	
	6 Inspect Levees/Detention Basin & Debris Basins	\$ -		\$ -	0.00	0.00		
	8 Species Survey and Removal	\$ -		\$ -	0.00	0.00		
	10 Clean and Reshape Channel/Levees	\$ 3,500.00		\$ 3,500.00	0.00	3,500.00	0%	
	15 Repair Lined Channel	\$ -		\$ -	0.00	0.00		
	20 Erosion Control and Repair	\$ 3,000.00		\$ 3,000.00	0.00	3,000.00	0%	
	21 Provide/Maintain Dust Control	\$ -		\$ -	0.00	0.00		
	25 Clean Detention/Debris Basin	\$ -		\$ -	0.00	0.00		
	35 Fence Repair	\$ -		\$ -	0.00	0.00		
	40 Vegetation Control - Chemical	\$ 3,500.00		\$ 3,500.00	0.00	3,500.00	0%	
	45 Vegetation Control - Mechanical	\$ -		\$ -	0.00	0.00		
	50 Maintain Access Road	\$ 2,000.00		\$ 2,000.00	0.00	2,000.00	0%	
	55 Clean & Inspect Inlet/Outlet Structures	\$ 2,500.00		\$ 2,500.00	0.00	2,500.00	0%	
	60 Repair Inlet/Outlet Structures	\$ -		\$ -	0.00	0.00		
	65 Clean Storm Sewer Lines	\$ 14,071.00		\$ 14,071.00	703.92	13,367.08	5%	
	70 Storm Sewer Repair	\$ -		\$ -	0.00	0.00		
	75 Clean/Flush Culverts & Bridges	\$ 1,000.00		\$ 1,000.00	0.00	1,000.00	0%	
	80 Miscellaneous Work Activities	\$ 20,000.00	(8,343.62)	\$ 11,656.38	0.00	11,656.38	0%	
	85 Engineering	\$ -		\$ -		0.00		
	90 Homeless Encampment Clean Up	\$ 2,500.00	8,343.62	\$ 10,843.62	10,843.62	0.00	100%	
	TOTALS	\$ 53,071.00	0.00	\$ 53,071.00	\$ 11,759.76	41,311.24		06/30/20

Delays or problem areas: Encountered some homeless encampments.

Work completed during prior fiscal year: Repaired fencing, removed vegetation, cleaned storm drains, and outlet and inlet structures, and maintained access roads. Homeless encampment clean up upon occurrence

Work to be completed during current fiscal year: Staff will remove trash and debris, provide fencing repairs as needed, maintain access roads, remove vegetation, clean inlet and outlet structures, and clean/inspect storm drains. Repair erosion along east side of channel and along entire channel bottom. Homeless encampment clean up upon occurrence

Consultant/
 Contractor: _____
 Project
 Manager: John Runks

633-1267

**Regional Flood Control District
Maintenance Work Program
2nd Qtr Thru December 2019
FY 2019-2020**

MWP Facility #: NLV16
 Facility Name: Upper Las Vegas Wash Channel
 MP Facility ID: LVLO 0000-0025, TREA 0000-0134, LVUP 0000-0382,

Entity: City of North Las Vegas
 Date Prepared: 01/30/20

CNEA 0000-0176, ANEA 0000-0040, LV5C 0000-0063, CNDS 0000-0062

Force Account/ Contract	Activity	Requested Work Plan Amount (\$)	Reallocation Amount (\$)	Amended Work Plan Amount (\$)	Expended to Date (\$)	Balance Remaining (\$)	Percent Complete	Scheduled Completion Date
	3 Facility Assessment and Inventory	\$ 500.00		\$ 500.00	27.79	472.21	6%	
	5 Inspect Channels	\$ 500.00		\$ 500.00	155.16	344.84	31%	
	6 Inspect Levees/Detention Basin & Debris Basins	\$ -		\$ -	0.00	0.00		
	8 Species Survey and Removal	\$ -		\$ -	0.00	0.00		
	10 Clean and Reshape Channel/Levees	\$ 1,000.00	1,921.09	\$ 2,921.09	2,921.09	0.00	100%	
	15 Repair Lined Channel	\$ -		\$ -	0.00	0.00		
	20 Erosion Control and Repair	\$ -		\$ -	0.00	0.00		
	21 Provide/Maintain Dust Control	\$ -		\$ -	0.00	0.00		
	25 Clean Detention/Debris Basin	\$ -		\$ -	0.00	0.00		
	35 Fence Repair	\$ 3,500.00		\$ 3,500.00	184.43	3,315.57	5%	
	40 Vegetation Control - Chemical	\$ 3,500.00		\$ 3,500.00	0.00	3,500.00	0%	
	45 Vegetation Control - Mechanical	\$ -		\$ -	0.00	0.00		
	50 Maintain Access Road	\$ -		\$ -	0.00	0.00		
	55 Clean & Inspect Inlet/Outlet Structures	\$ -		\$ -	0.00	0.00		
	60 Repair Inlet/Outlet Structures	\$ -		\$ -	0.00	0.00		
	65 Clean Storm Sewer Lines	\$ 14,071.00	5,082.55	\$ 19,153.55	19,153.55	0.00	100%	
	70 Storm Sewer Repair	\$ -		\$ -	0.00	0.00		
	75 Clean/Flush Culverts & Bridges	\$ 52,000.00	(7,003.64)	\$ 44,996.36	0.00	44,996.36	0%	
	80 Miscellaneous Work Activities	\$ 20,000.00		\$ 20,000.00	6,085.74	13,914.26	30%	
	85 Engineering	\$ -		\$ -	0.00	0.00		
	90 Homeless Encampment Clean Up	\$ 4,500.00		\$ 4,500.00	0.00	4,500.00	0%	
	TOTALS	\$ 99,571.00	0.00	\$ 99,571.00	\$ 28,527.76	71,043.24		06/30/20

Delays or problem areas: Removed many encampments.

Work completed during prior fiscal year: Staff provided trash and debris removal, repaired fencing as needed, maintained access roads, removed vegetation and graffiti as needed, and cleaned storm drains, channels, and culverts. Homeless encampment cleanup upon occurrence

Work to be completed during current fiscal year: Staff will provide trash and debris removal, repair fencing as needed, maintain access roads, remove vegetation and graffiti as needed, and clean storm drains, channels and culverts.

Consultant/
 Contractor:
 Project
 Manager: John Runiks

633-1267

**Regional Flood Control District
Maintenance Work Program
2nd Qtr Thru December 2019
FY 2019-2020**

MWP Facility #: NLV17
 Facility Name: Range Wash - Las Vegas Wash Diversion & Levee
 MP Facility ID: LVRW 0000-0293

Entity: City of North Las Vegas
 Date Prepared: 01/30/20

Force Account/ Contract	Activity	Requested Work Plan Amount (\$)	Reallocation Amount (\$)	Amended Work Plan Amount (\$)	Expended to Date (\$)	Balance Remaining (\$)	Percent Complete	Scheduled Completion Date
	3 Facility Assessment and Inventory	\$ 500.00		\$ 500.00	27.79	472.21	6%	
	5 Inspect Channels	\$ 500.00		\$ 500.00	0.00	500.00	0%	
	6 Inspect Levees/Detention Basin & Debris Basins	\$ 1,500.00		\$ 1,500.00	593.06	906.94	40%	
	8 Species Survey and Removal	\$ 1,500.00		\$ 1,500.00	0.00	1,500.00	0%	
	10 Clean and Reshape Channel/Levees	\$ 2,000.00		\$ 2,000.00	0.00	2,000.00	0%	
	15 Repair Lined Channel	\$ -		\$ -	0.00	0.00		
	20 Erosion Control and Repair	\$ 106,000.00	(11,203.99)	\$ 94,796.01	0.00	94,796.01	0%	
	21 Provide/Maintain Dust Control	\$ 25,000.00		\$ 25,000.00	0.00	25,000.00	0%	
	25 Clean Detention/Debris Basin	\$ -		\$ -	0.00	0.00		
	35 Fence Repair	\$ -		\$ -	0.00	0.00		
	40 Vegetation Control - Chemical	\$ 3,000.00		\$ 3,000.00	0.00	3,000.00	0%	
	45 Vegetation Control - Mechanical	\$ -		\$ -	0.00	0.00		
	50 Maintain Access Road	\$ 2,000.00		\$ 2,000.00	0.00	2,000.00	0%	
	55 Clean & Inspect Inlet/Outlet Structures	\$ -		\$ -	0.00	0.00		
	60 Repair Inlet/Outlet Structures	\$ -		\$ -	0.00	0.00		
	65 Clean Storm Sewer Lines	\$ -		\$ -	0.00	0.00		
	70 Storm Sewer Repair	\$ -		\$ -	0.00	0.00		
	75 Clean/Flush Culverts & Bridges	\$ -		\$ -	0.00	0.00		
	80 Miscellaneous Work Activities	\$ 20,000.00	(8,062.95)	\$ 11,937.05	0.00	11,937.05	0%	
	85 Engineering	\$ -		\$ -	0.00	0.00		
	90 Homeless Encampment Clean Up	\$ 3,500.00		\$ 3,500.00	0.00	3,500.00	0%	
	TOTALS	\$ 165,500.00	(19,266.94)	\$ 146,233.06	\$ 620.85	145,612.21		06/30/20

Delays or problem areas: Providing maintenance on the levee was encumbered due to the higher than normal level of Air Force training exercises. Due to these factors we were only able to service NLV 17 twice a week during the month of December and January, which interfered with production. In light of these challenges our projects were delayed but completed.

Work completed during prior fiscal year: Staff provided major erosion control, fencing repairs, vegetation removal and dust control. Minor homeless encampments encountered. Also encountered fencing repairs due to offroad traffic.

Work to be completed during current fiscal year: Clear access route into DB, repair erosion on embankment slopes, provide fencing repairs, remove vegetation, and provide dust control as needed. Staff will also maintain access roads, monitor and inspect levee. Remove homeless encampments upon occurrence.

Consultant/
 Contractor: _____
 Project
 Manager: John Runiks

633-1267

**Regional Flood Control District
Maintenance Work Program
2nd Qtr Thru December 2019
FY 2019-2020**

MWP Facility #: NLV18
 Facility Name: Cheyenne Peaking Basin
 MP Facility ID: LVMD 1594-1647

Entity: City of North Las Vegas
 Date Prepared: 01/30/20

Force Account/Contract	Activity	Requested Work Plan Amount (\$)	Reallocation Amount (\$)	Amended Work Plan Amount (\$)	Expended to Date (\$)	Balance Remaining (\$)	Percent Complete	Scheduled Completion Date
	3 Facility Assessment and Inventory	\$ 500.00		\$ 500.00	27.79	472.21	6%	
	5 Inspect Channels	\$ -		\$ -	0.00	0.00		
	6 Inspect Levees/Detention Basin & Debris Basins	\$ 2,000.00	(721.55)	\$ 1,278.45	302.88	975.57	24%	
	8 Species Survey and Removal	\$ -		\$ -	0.00	0.00		
	10 Clean and Reshape Channel/Levees	\$ -		\$ -	0.00	0.00		
	15 Repair Lined Channel	\$ -		\$ -	0.00	0.00		
	20 Erosion Control and Repair	\$ -		\$ -	0.00	0.00		
	21 Provide/Maintain Dust Control	\$ -		\$ -	0.00	0.00		
	25 Clean Detention/Debris Basin	\$ 20,000.00	(4,871.38)	\$ 15,128.62	1,233.63	13,894.99	8%	
	35 Fence Repair	\$ 5,000.00	(2,000.00)	\$ 3,000.00	0.00	3,000.00	0%	
	40 Vegetation Control - Chemical	\$ 3,500.00	(1,500.00)	\$ 2,000.00	0.00	2,000.00	0%	
	45 Vegetation Control - Mechanical	\$ 3,500.00	29,284.50	\$ 32,784.50	32,784.50	0.00	100%	
	50 Maintain Access Road	\$ 3,000.00	(1,500.00)	\$ 1,500.00	0.00	1,500.00	0%	
	55 Clean & Inspect Inlet/Outlet Structures	\$ 1,500.00		\$ 1,500.00	0.00	1,500.00	0%	
	60 Repair Inlet/Outlet Structures	\$ -		\$ -	0.00	0.00		
	65 Clean Storm Sewer Lines	\$ 14,071.00		\$ 14,071.00	14,071.00	14,071.00	0%	
	70 Storm Sewer Repair	\$ -		\$ -	0.00	0.00		
	75 Clean/Flush Culverts & Bridges	\$ 2,000.00	(1,000.00)	\$ 1,000.00	0.00	1,000.00	0%	
	80 Miscellaneous Work Activities	\$ 23,000.00	(10,000.00)	\$ 13,000.00	1,050.00	11,950.00	8%	
	85 Engineering	\$ -		\$ -	0.00	0.00		
	90 Homeless Encampment Clean Up	\$ 10,000.00	(4,500.00)	\$ 5,500.00	2,630.20	2,869.80	48%	
	TOTALS	\$ 88,071.00	3,191.57	\$ 91,262.57	\$ 38,029.00	53,233.57		06/30/20

Delays or problem areas: Removed many major encampments.

Work completed during prior fiscal year: Staff provided erosion control, dust control, fencing repairs, vegetation removal, cleaned inlet and outlet structures and maintained access roads. Removed many homeless encampments.

Work to be completed during current fiscal year: Staff will provide dust control as needed, maintain access roads, and clean inlet and outlet structures. Remove/clean trash and debris in dam diverters and in channel, and remove vegetation in basin bottom, basin outlet grate, and on upper road south of Civic Center. Remove graffiti and repair fence at end of Bulloch. Remove homeless encampments upon occurrence. Staff will remove silt deposits from the bottom of basin.

Consultant/
 Contractor:
 Project
 Manager: John Runiks

633-1267